

**PHILIPS
ADVANCE**

LED Driver

Xitanium DALI

75W 0.10-2.0A 54V DALI
XI075C200V054YPT2



LED class 2 output
For Dry and Damp Location

Class II
Conforms to UL STD 8750
Certified to CAN/CSA STD
C22.2 No. 250.13

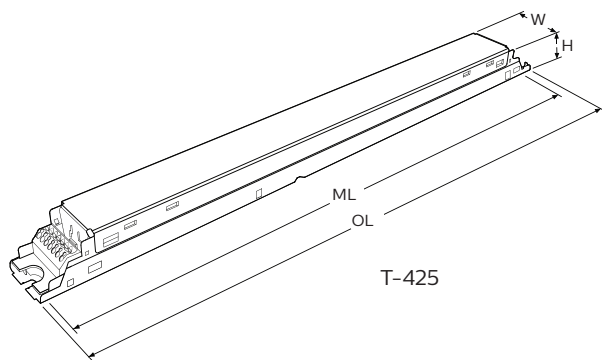
The Philips Advance Xitanium DALI LED drivers provide OEMs with flexibility in designing luminaires used in DALI networks. Enabled with SimpleSet technology, these drivers offer the needed performance for the application with precise tuning of drive currents and selectable dimming curves. With wide operating windows, slim profile and simple current adjustability, the drivers make it easy for luminaire manufacturers to design linear fixtures with desired lumen levels to suit the application.

Specifications

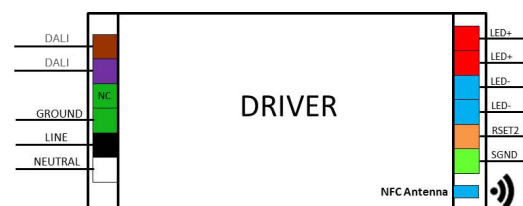
Input Voltage (Vrms)	Output Power (W)	Output Voltage (V)	Output Current (A)	Efficiency @ Max. Load	Max. Case Temp. (°C)	Input Current (Arms)	Max. Input Power (W)	Inrush Current (A _{pk} /10%-µs)	THD @ Max. Load	Power Factor @ Max. Load	Surge Protection Common/Diff (KV)	Weight (Lbs/kgs)	Envir. Protection Rating
120	75	27 ~ 54	0.10 – 2.0	>87%	Life 75 °C	0.7	84	24/369	<10%	>0.95	2.5/2.5	0.85/0.38	UL Dry & Damp
277				>89%	UL 85 °C	0.3		57/348	<15%				

Enclosure

	In. (mm)
Case Length	16.6 (424)
Case Width	1.18 (30)
Case Height	1.0 (25.4)
Mounting Length	16.3 (415)
Overall Length	16.6 (424)



Wiring Diagram



Both output positive and negative connectors are equivalent (same electrical point).

Input and output use WAGO 250 connectors.

Connect Wires

Use 18 AWG solid copper wire.
Rated >=300V.
Strip Wire 3/8".

Dimming Method	Dimming Range	Minimum Output Current (A)
DALI	5% ~ 100% (for output current range 0.50-2.0A)	0.0250

Xitanium 75W 0.10-2.0A 54V DALI

Features

- Suitable for use in DALI networks
- SimpleSet programming for wireless drive current setting
- Large operating window
- Dim-to-off capability
- 50,000 hour lifetime¹
- Drive current setting via SimpleSet wireless programming or Rset2
- 5-year limited warranty²

Benefits

- Enable interoperability with DALI networks
- Slim profile housing enables easy design-in with excellent thermal performance
- Enables fixture design-in with wide application coverage for various load and lumen levels

Application

- Indoor linear applications such as troffers and pendants

Product Data

All specifications are typical and at 25°C Tcase unless otherwise specified.

Ordering Information

Order Code	XI075C200V054YPT2
Full Product Code	XI075C200V054YPT2M (Mid-pack, 12pcs/box)
Full Product Name	XITANIUM 75W 0.10-2.0A 54V 120-277V DALI
Net Weight Per Piece	0.38 KG / 0.85 lbs

Input Information

Inrush Current	Per NEMA 410
Line Voltage (AC Operation)	120-277VAC +/- 10%
Line Current	0.70A @ 120V, 0.30A @ 277V
Line Frequency	50/60Hz

Output Information

Output Voltage Range	27VDC to 54VDC
Output Current Ripple	<15% at max lout (ripple = pk-avg/avg) Low frequency (<120 Hz) content <5%
Output Current Tolerance	±5% at max output current
Open Circuit Voltage	60V
Protections	Short Circuit and Open Circuit Protection for LED + and LED-, mis-wiring protection

Features

AOC (Adjustable Output Current)	100mA to 2000mA via external resistor or SimpleSet programming (refer to graphs and notes)
Life @ TC 75°C	50000 hr [nom] (refer to graphs)
Suitable for Outdoor Use?	No
Interfaces	AOC (RSET2 or SimpleSet), DALI
Ambient Temp Range	-20°C to +50°C
Max. Case Temperature (Tcase)	85°C for UL, 75°C for life
Input Over-voltage	Can survive input over-voltage stress of 320VAC for 48 hours and 350VAC for 2 hours
Earth Leakage Current	0.75 mA [max]
THD Total	Refer to graph
Power Factor	Refer to graph

Environment & Approbation

Agency Approbations	UL8750, UL1310, UL935, CSA-C22.2 No. 250.13-12, CSA C22.2 No. 223
Audible Noise	<24dB Class A
Isolation Between Output and Input	Refer to table
Isolation of Controls	Refer to table
EMC (Electromagnetic Compliance)	Meets FCC 47 Part 15 Class A
Envir. Protection Rating	UL Dry & Damp

1. Philips Advance Xitanium LED drivers are manufactured to engineering standards correlating to a designed and average life expectancy of 50,000 hours of operation at maximum rated case temperature. Minimum 90% survivals based on MTTF modeling.

2. View limited warranty: <http://www.usa.lighting.philips.com/support/support/warranty>

Xitanium 75W 0.10-2.0A 54V DALI

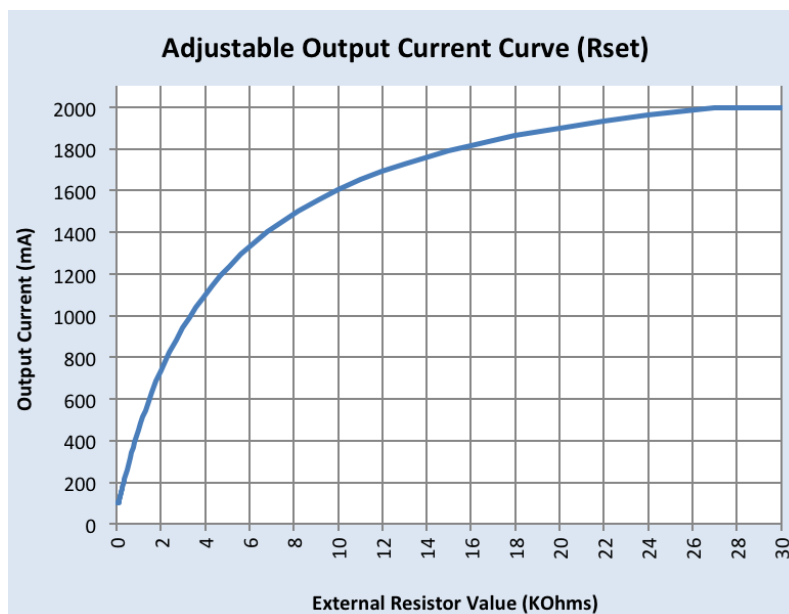
Electrical Specifications

All the specifications are typical and at 25°C Tcase unless specified otherwise.

Adjustable Output Current (AOC) Info

LED current tolerance with variation of Rset2 is within $\pm 5\%$ of Imax.

Rset (Ohms)	Current (mA)	Rset (Ohms)	Current (mA)
1	100	1800	684
100	100	2000	733
110	106	2200	780
120	111	2400	823
130	116	2700	883
150	125	3000	941
160	130	3300	993
180	138	3600	1042
200	146	3900	1085
220	155	4300	1143
240	166	4700	1192
270	176	5100	1238
300	190	5600	1293
330	204	6200	1350
360	215	6800	1402
390	228	7500	1454
430	245	8200	1503
470	261	9100	1558
510	277	10000	1604
560	300	11000	1653
620	318	12000	1694
680	340	13000	1730
750	368	15000	1793
820	392	16000	1817
910	422	18000	1864
1000	452	20000	1902
1100	485	22000	1934
1200	515	24000	1965
1300	545	27000	2000
1500	602	36000	2000
1600	632	>100000	2000



Notes

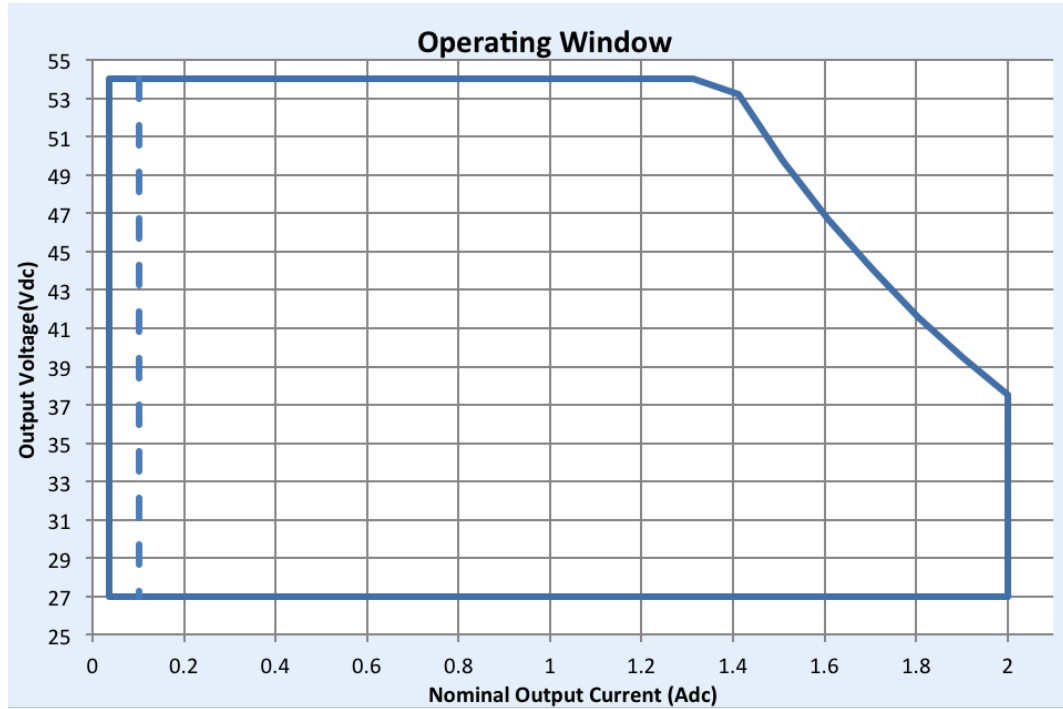
1. There are two ways to adjust the current:
 - a. Using a resistor between Rset2 & SGND leads
 - i. Any through hole or SMD resistor with $>0.25W$ and $>20V$ can be used as RSET between Rset and SGND pins.
 - ii. Driver will default to 1100mA when Rset is left open.
 - b. Using SimpleSet programming (visit www.philips.com/simpleset for details)
2. The driver is by default set to Rset2.

Xitanium 75W 0.10-2.0A 54V DALI

Electrical Specifications

All the specifications are typical and at 25°C Tcase unless specified otherwise.

Operating Window



Note:

For 5% dimming output current setting through AOC should be >0.50A.

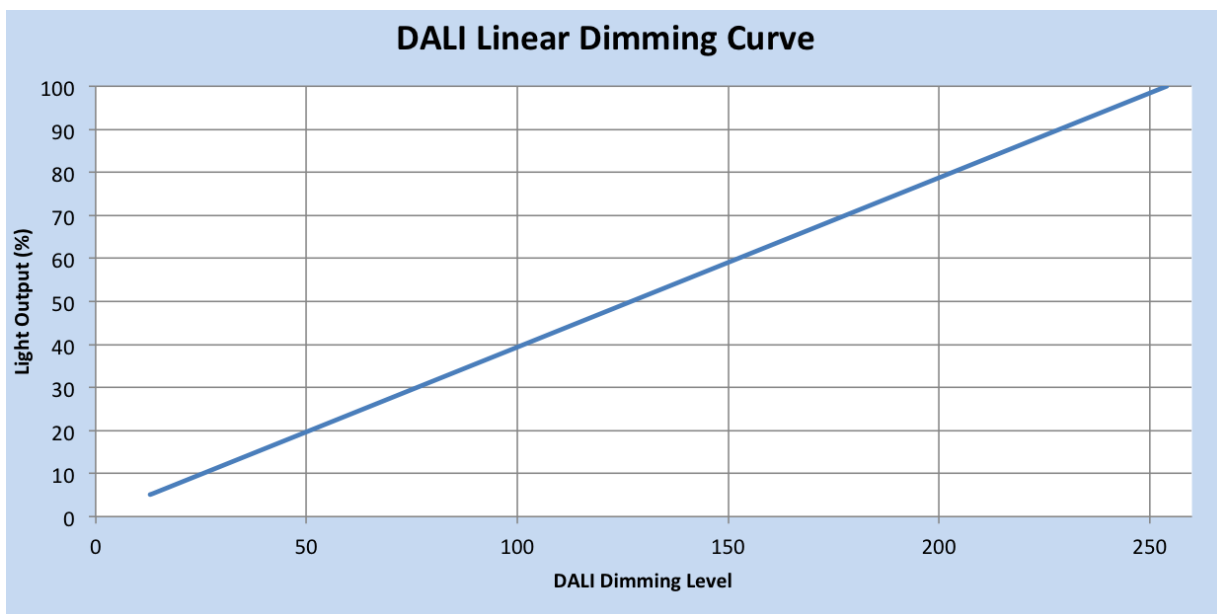
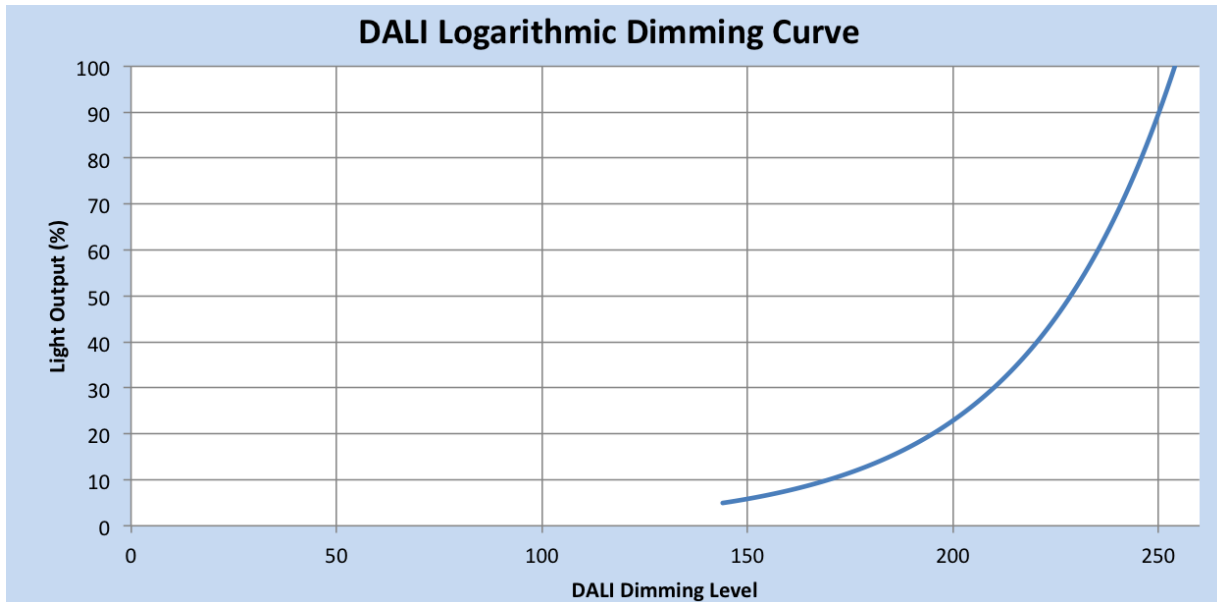
Xitanium 75W 0.10-2.0A 54V DALI

Electrical Specifications

All the specifications are typical and at 25°C Tcase unless specified otherwise.

Dimming Characteristics

Dimming is accomplished through the 2-wire DALI connection to the sensor. DALI standard IEC62386_102 Edition 2 defines the logarithmic dimming curve. DALI standard IEC62386_107 Edition 1 defines the linear dimming curve, as well as the command for switching between logarithmic and linear curves.

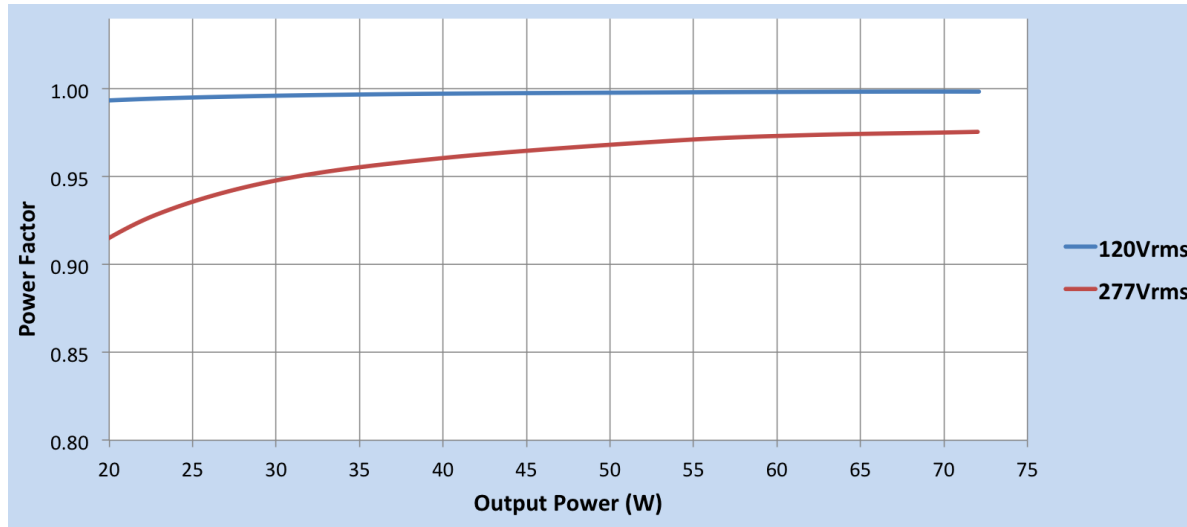


Xitanium 75W 0.10-2.0A 54V DALI

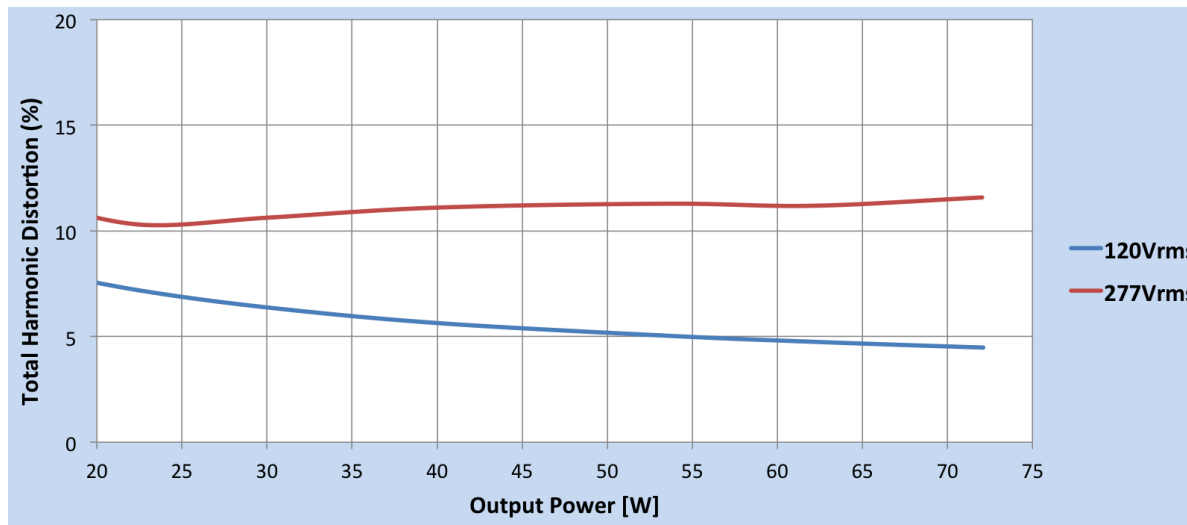
Performance Characteristics

Based on measurements on a typical sample. The accuracy of the measurements is within the tolerance of the measurement instruments. The graphs are meant to be a guideline and not a specification.

Power Factor Vs. Output Power



Total Harmonic Distortion Vs. Output Power

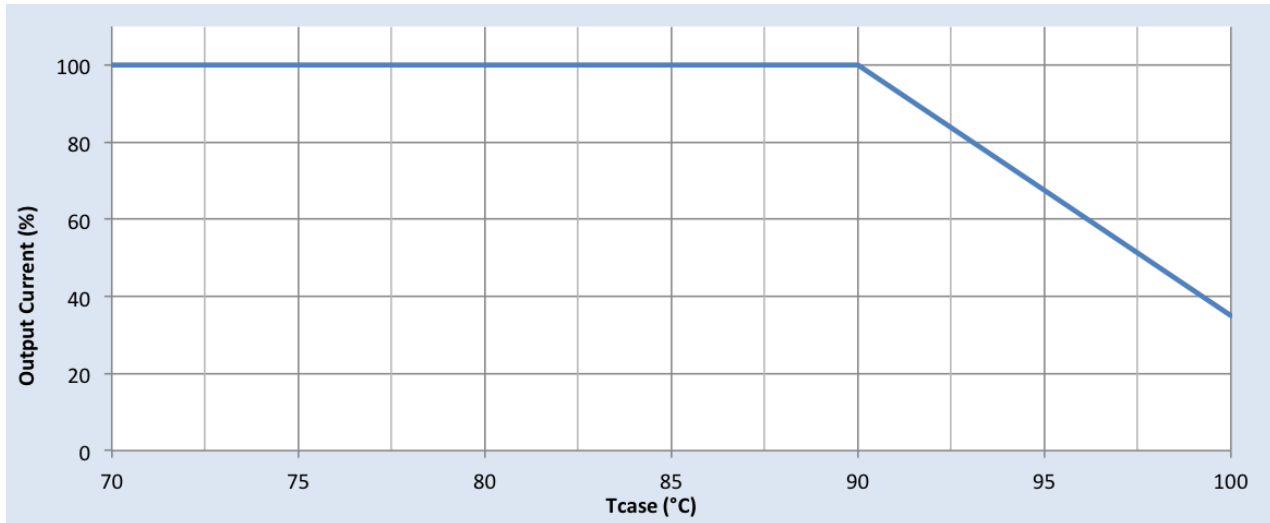


Xitanium 75W 0.10-2.0A 54V DALI

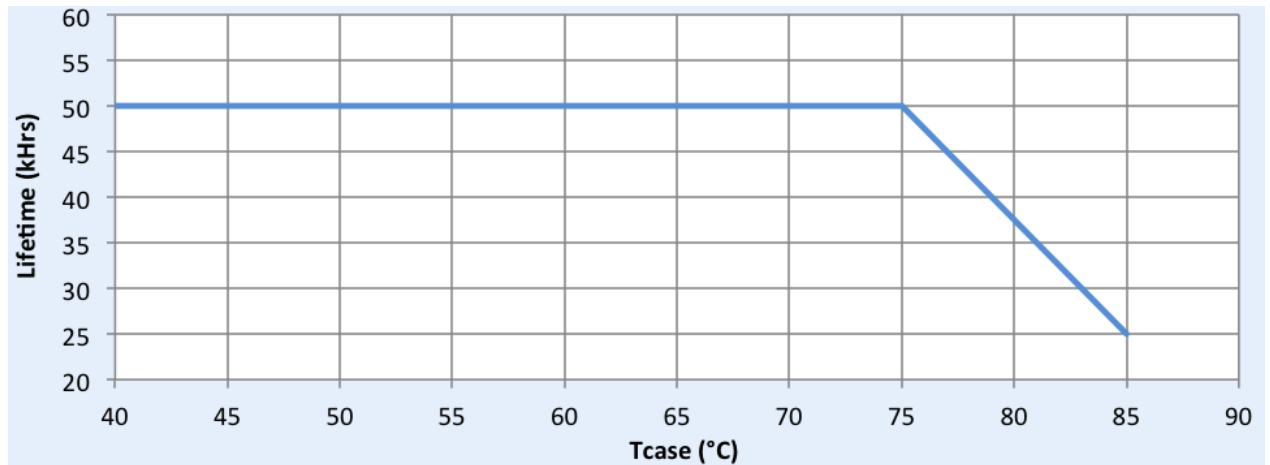
Performance Characteristics

Based on measurements on a typical sample. The accuracy of the measurements is within the tolerance of the measurement instruments. The graphs are meant to be a guideline and not a specification.

Output Current Vs. Driver Case Temperature (Tcase)



Lifetime Vs. Tcase of Driver

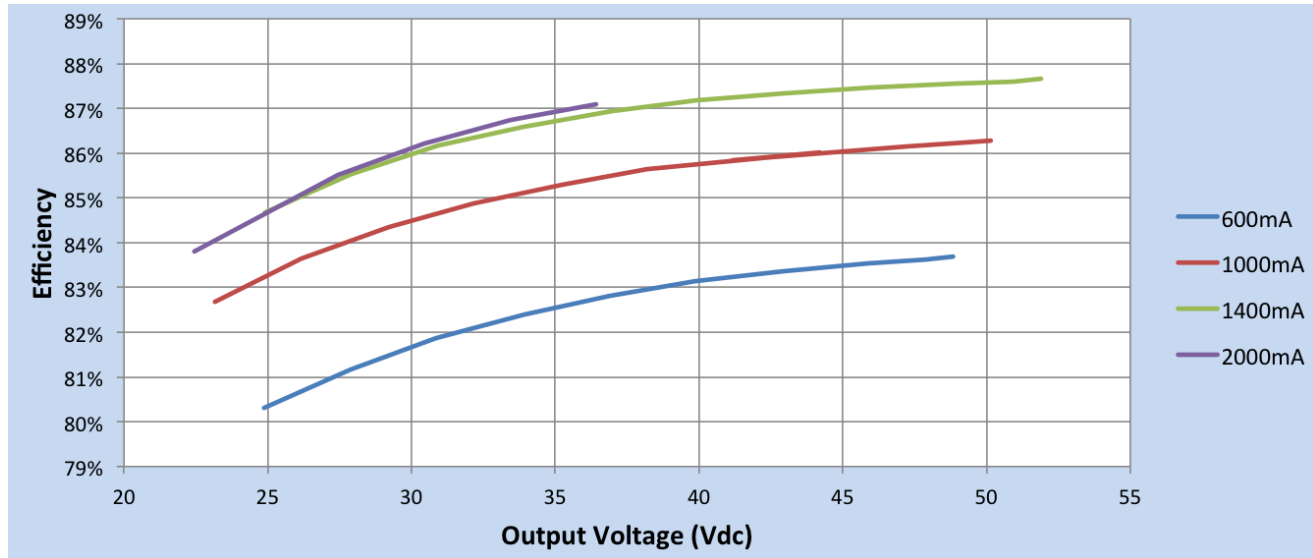


Xitanium 75W 0.10-2.0A 54V DALI

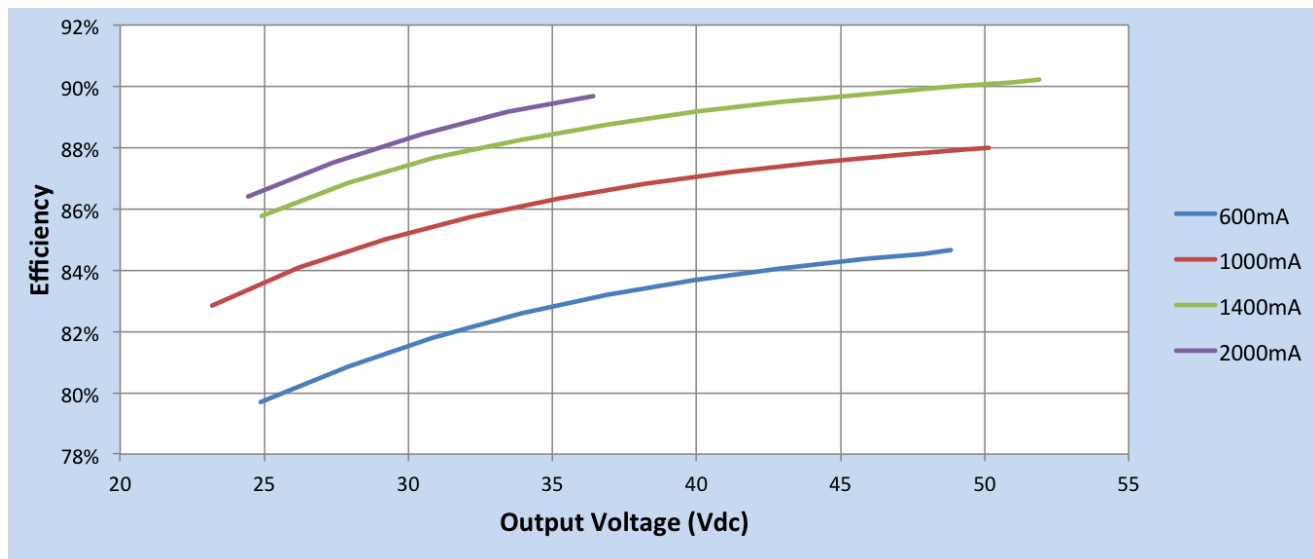
Performance Characteristics

Based on measurements on a typical sample. The accuracy of the measurements is within the tolerance of the measurement instruments. The graphs are meant to be a guideline and not a specification.

Performance Plots – Efficiency Vs. Output Voltage (120Vac)

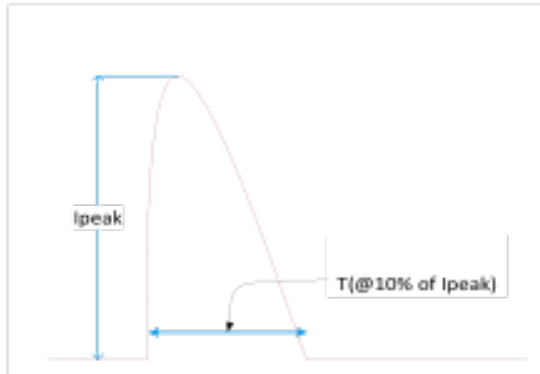


Performance Plots – Efficiency Vs. Output Voltage (277Vac)



Xitanium 75W 0.10-2.0A 54V DALI

Inrush Current Info



Vin	Ipeak	T (@ 10% of Ipeak)
120 Vrms	24 A	369 μs
277 Vrms	57 A	348 μs

Lightning Surge Info

ANSI Surge Type	Differential Mode (L-N)	Common Mode (L-G, N-G, L&N-G)
100 kHz Ring Wave (w/t 30Ω)	>2.5kV	>2.5kV

Isolation

Isolation	Input Connectors	Output + AOC	DALI Connectors	Chassis
Input Connectors	NA	2xU+1kV 1600V	2500V	2xU+1kV 1600V
Output + AOC	2xU+1kV 1600V	NA	500V	500V
DALI Connectors	2500V	500V	NA	500V
Chassis	2xU+1kV 1600V	500V	500V	NA

Installation & Application Notes

- LED driver shall be installed inside an electrical enclosure.
- Wiring inside electrical enclosure shall comply with 300V/90°C rating or higher.
- Max. number of LEDs in series should not exceed 16.
- Max. LED voltage should not exceed 54V under all operating conditions.
- Rset can be used to adjust output current between 100 to 2000 mA for fixed output operation.

† Restrictions on Hazardous Substances (RoHS) is a European directive (2002/95/EC) designed to limit the content of 6 substances [lead, mercury, cadmium, hexavalent chromium, polybrominated biphenyls (PBB), and polybrominated diphenyl ethers (PBDE)] in electrical and electrical products. For products used in North America, compliance with RoHS is voluntary and self-certified.

© 2016 Philips Lighting Holding B.V. All rights reserved.
Philips reserves the right to make changes in specifications and/or to discontinue any product at any time without notice or obligation and will not be liable for any consequences resulting from the use of this publication.
www.philips.com/xitaniumsr



Philips Lighting North America Corporation
10275 W. Higgins Road, Rosemont IL 60018
Tel: 800-322-2086 Fax: 888-423-1882
Customer/Technical Service: 800-372-3331
OEM Support: 866-915-5886

Philips Lighting Canada Ltd.
281 Hillmount Rd, Markham, ON, Canada L6C 2S3
Tel. 800-668-9008