


**PHILIPS
ADVANCE**

LED Driver

Xitanium SR

95W 120-277V 2.75A SR
XI095C275V054VPF1



RoHS
COMPLIANT
Type HL



ETL
Intertek
Class P
Conforms to UL STD 8750
Certified to CAN/CSA STD
C22.2 No. 250.13

UL
LISTED
E321253
Class P
LED class 2 output
For Dry and Damp Location



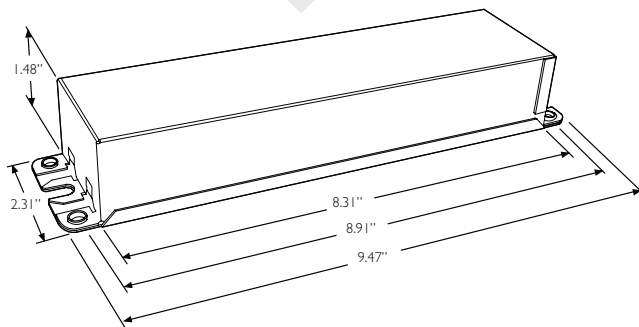
The Philips Advance Xitanium SR LED driver can help reduce complexity and cost of light fixtures used in industrial high-bay and outdoor wireless connected lighting systems. It features a standard digital interface to enable direct connection to SR-certified components. Functionality that ordinarily would require additional auxiliary components is integrated into the driver. The result is a simple, cost-effective light fixture that can enable every fixture to become a wireless node.

Specifications

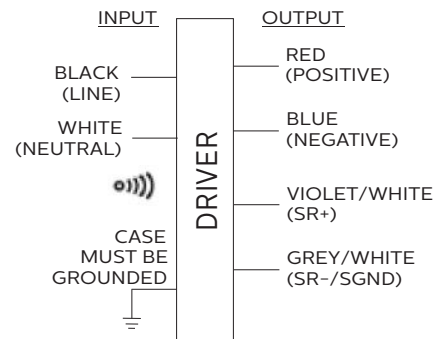
Input Voltage (Vrms)	Output Power (W)	Output Voltage (V)	Output Current (A)	Efficiency@ Max. Load and 70°C Case	Max. Case Temp. (°C)	Input Current (Arms)	Max. Input Power (W) ¹	Inrush Current (Apk/10%-µs)	THD @ Max. Load	Power Factor @ Max. Load	Surge Protection Common/Diff (KV)	Weight (Lbs/kgs)	Envir. Protection Rating
120	95	20-54	0.10-2.75	88	Life - 85°C UL - 90°C	0.90	112	54 / 280	<10%	>0.95	6/6	2.1 lbs / 0.95	UL damp & dry
277				90		0.39		133 / 270					

Enclosure

	In. (mm)
Case Length	8.31 (211.1)
Case Width	2.31 (58.6)
Case Height	1.48 (37.6)
Mounting Length	8.91 (226.3)
Overall Length	9.47 (240.5)



Wiring Diagram



Input and output use lead-wires.

Lead-wires are 18AWG 105C/600V solid copper per UL1452.

Lead length outside enclosure: 270 mm (±30mm) on all wires.

Dimming	Dimming Range	Minimum Output Current (A)
DALI	5% ~ 100%	0.030

1. Based on 1W load from SR power supply.

Xitanium SR 95W 120-277V 2.75A

Electrical Specifications

All the specifications are typical and at 25°C Tcase unless specified otherwise.

Features

- Compatible with SR-certified devices
- Standard SR digital interface including integral power supply
- Accurate energy metering
- Drive current setting via SimpleSet
- 5-year limited warranty¹

Benefits

- Enables interoperability with multiple sensor/network system vendors
- Reduces cost and complexity of industrial high-bay connected lighting systems²
- Eliminates need for high-voltage relays to increase system reliability
- 4% metering accuracy
- Form factor and wattage rating common in high-bay applications

Application

- Industrial high-bay
- Area
- Parking garages
- Floodlights

Product Data

Ordering Information

Order Code	XI095C275V054VPT1
Full Product Code	XI095C275V054VPT1 (Mid-pack, 10pcs/box)
Full Product Name	XITANIUM 95W 120-277V 2.75A SR
Net Weight Per Piece	2.1 lbs / 0.95 kgs

Input Information

Inrush Current	Per NEMA 410
Line Voltage (AC operation)	120-277VAC +/- 10%
Line Current	0.90A @ 120V, 0.39A @ 277V
Line Frequency	50/60Hz
Surge Protection	Refer to table

Output Information

Output Voltage Range	20VDC to 54VDC
Output Current Range	0.10A to 2.75A
Output Current Ripple	<15% at max. Iout (ripple = pk-avg/avg) Low frequency (<120 Hz) content <1%
Output Current Tolerance	±5% at max. output current
Open Circuit Voltage	60VDC
Protections	Short Circuit and Open Circuit Protection for LED + and LED-

Features

AOC (adjustable output current)	0.10A to 2.75A via SimpleSet programming (refer to graphs and notes)
Life	50,000 hr nom. @ TC 85°C; 100,000 hr nom. @ TC 75°C (refer to graphs)
Suitable for Outdoor Use?	Yes
Interfaces	SimpleSet, SR
Min. Ambient Temp	-40°C
Max. Case Temperature (Tcase)	Life - 85°C; UL - 90°C
Input Over-voltage	Can survive input over-voltage stress of 320VAC for 48 hours and 350VAC for 2 hours
Earth Leakage Current	0.75 mA [max.]
THD Total	Refer to graph

- ¹ Philips Advance Xitanium LED drivers are designed and manufactured to engineering standards correlating to an average life expectancy of 50,000 hours of operation at maximum rated case temperature. Minimum 90% survivals based on MTBF modeling.
- ² Functionality that ordinarily would require additional auxiliary components is integrated into the driver.

Xitanium SR 95W 120-277V 2.75A

Electrical Specifications

All the specifications are typical and at 25°C Tcase unless specified otherwise.

Product Data (continued)

Power Factor	Refer to graph
Efficiency	Refer to graph
Power Reporting Accuracy	± 4% in performance window and under nominal operating conditions
SR Interface	
Digital Protocol	Specifications available to SR-Certified Partners
SR Power Supply	Specifications available to SR-Certified Partners
Environment & Approbation	
Agency Approbations	UL8750, UL1310, UL935, CSA-C22.2 No. 250.13-12, CSA C22.2 No. 223
Audible Noise	<24dB Class A
Isolation Between Output and Input	Refer to table
Isolation of Controls	Refer to table
EMC (electromagnetic compliance)	Meets FCC 47 Part 15 Class A
Envir. Protection Rating	UL Dry & Damp

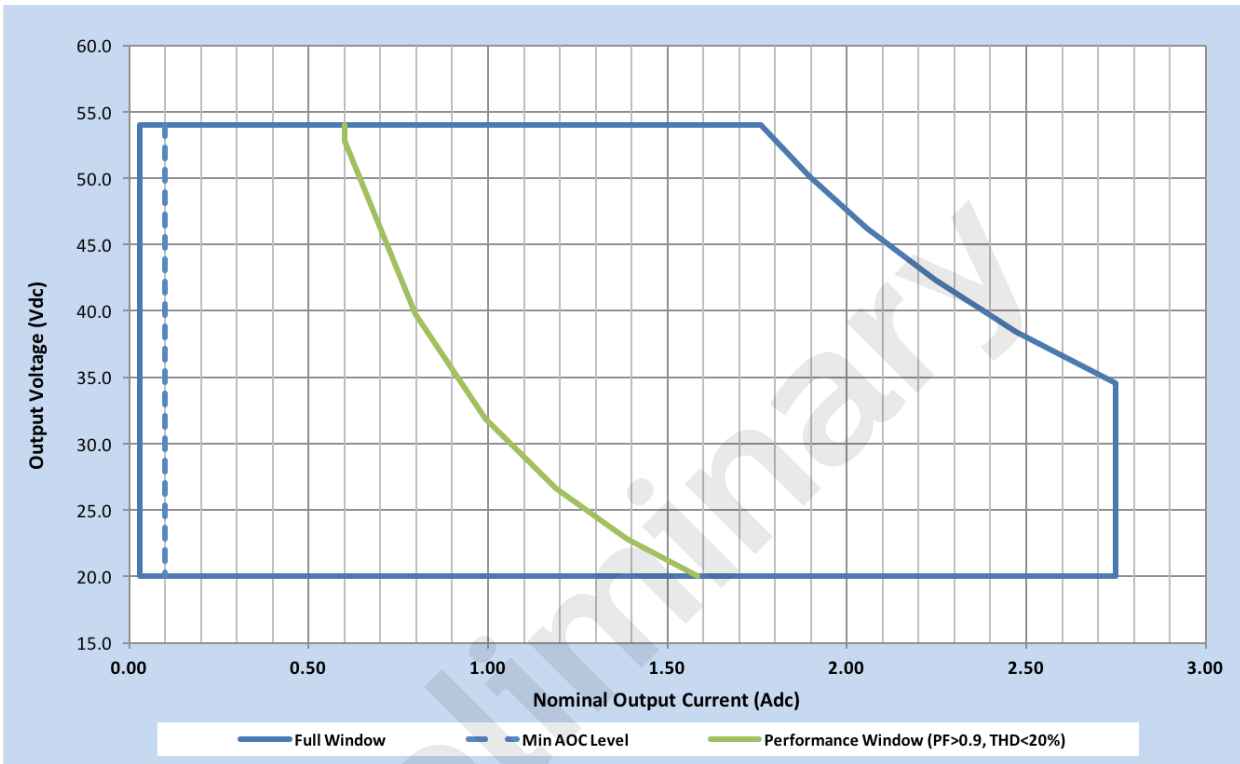
Xitanium SR 95W 120-277V 2.75A

Electrical Specifications

All specifications are typical and at 25°C Tcase unless specified otherwise.

Operating Window

The driver current cutback feature provides for an increased output voltage with a reduced output current during abnormal LED operation, such as cold weather starting. Output tolerance +/-5%.



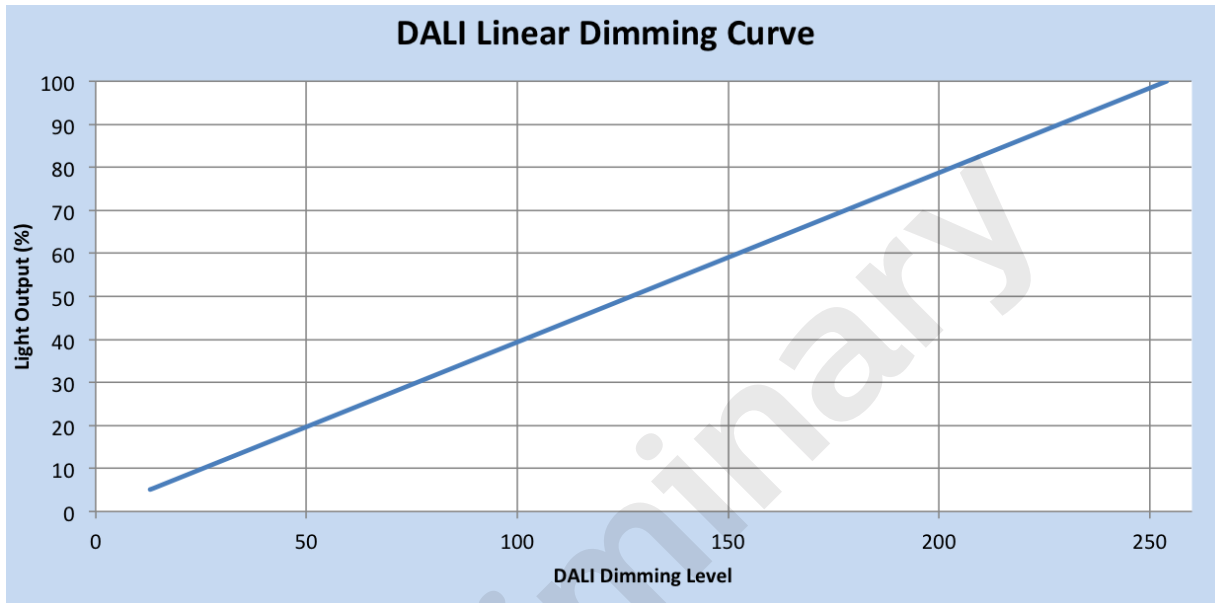
Xitanium SR 95W 120-277V 2.75A

Electrical Specifications

All specifications are typical and at 25°C Tcase unless specified otherwise.

Dimming Characteristics

Dimming is accomplished through the two-wire SR connection to the sensor. DALI standard IEC62386_207 Edition 1 defines the linear dimming curve, as well as the command for switching between logarithmic and linear curves. Only a linear dimming curve is utilized.

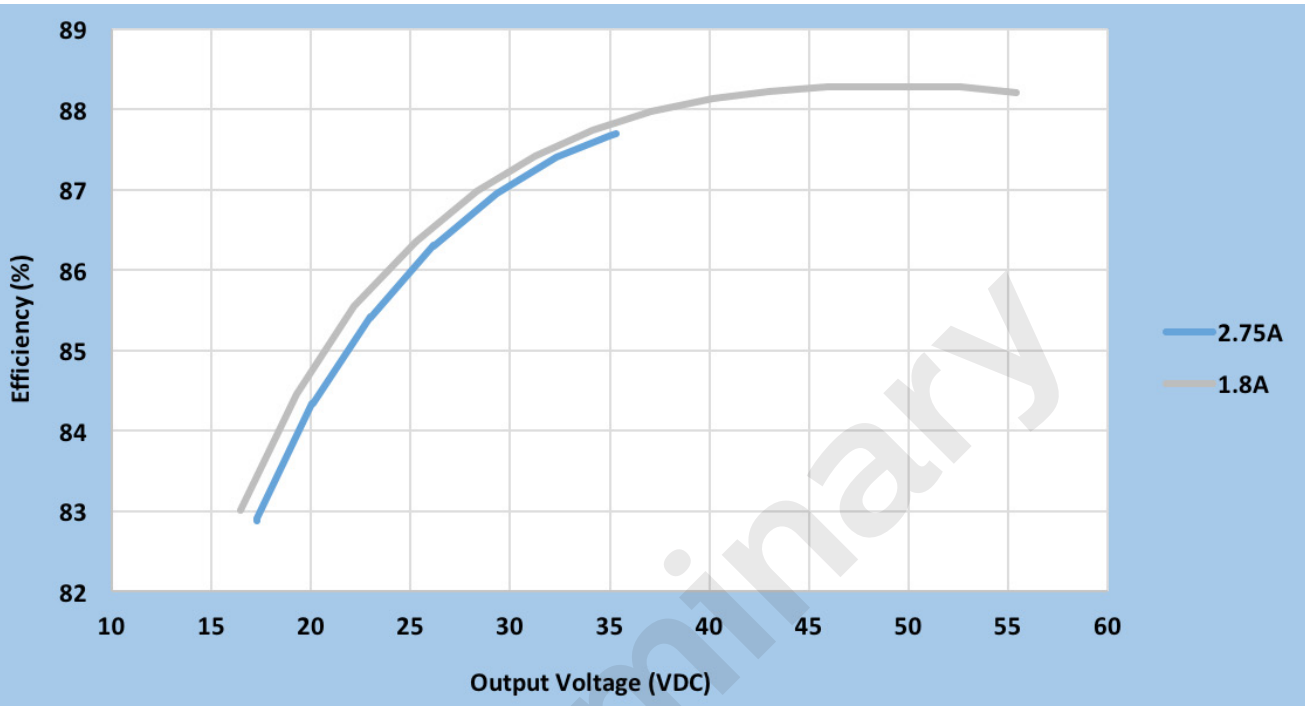


Xitanium SR 95W 120-277V 2.75A

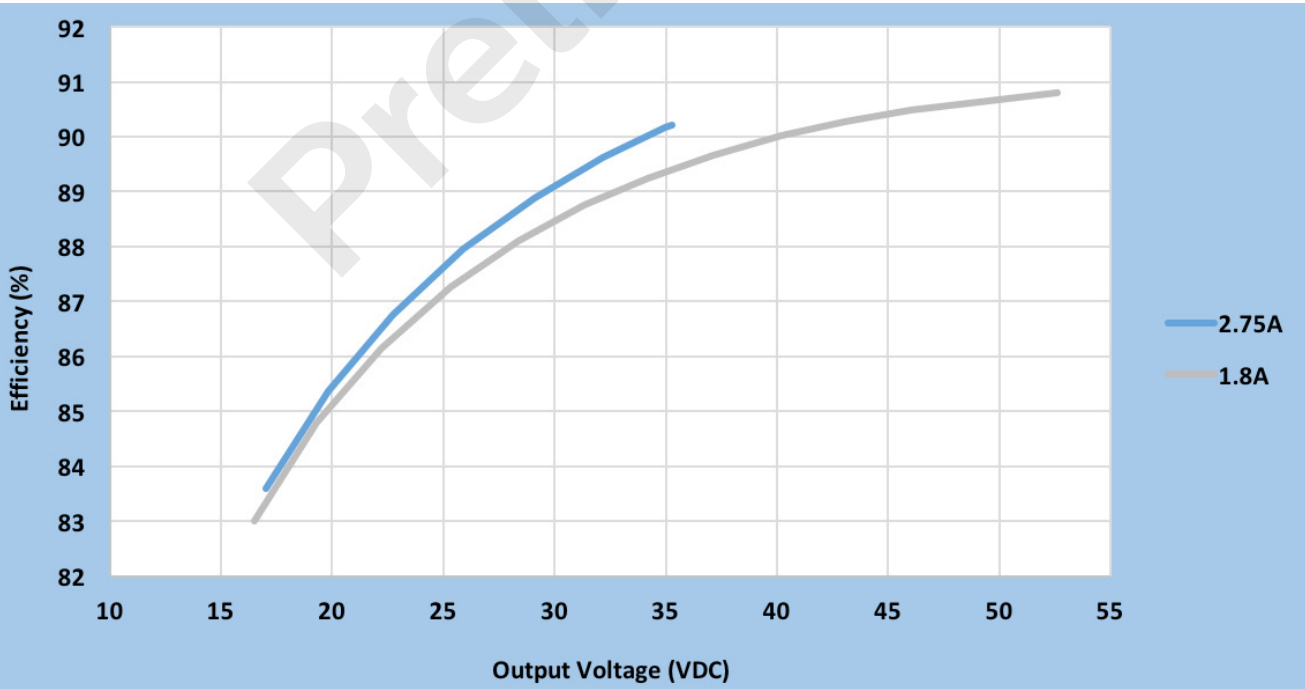
Performance Characteristics

Based on measurements on a typical sample. The accuracy of the measurements is within the tolerance of the measurement instruments. The graphs are meant to be a guideline and not a specification. Data below at 70°C Tcase.

Efficiency Vs. Output Voltage @ 120VAC



Efficiency Vs. Output Voltage @ 277VAC

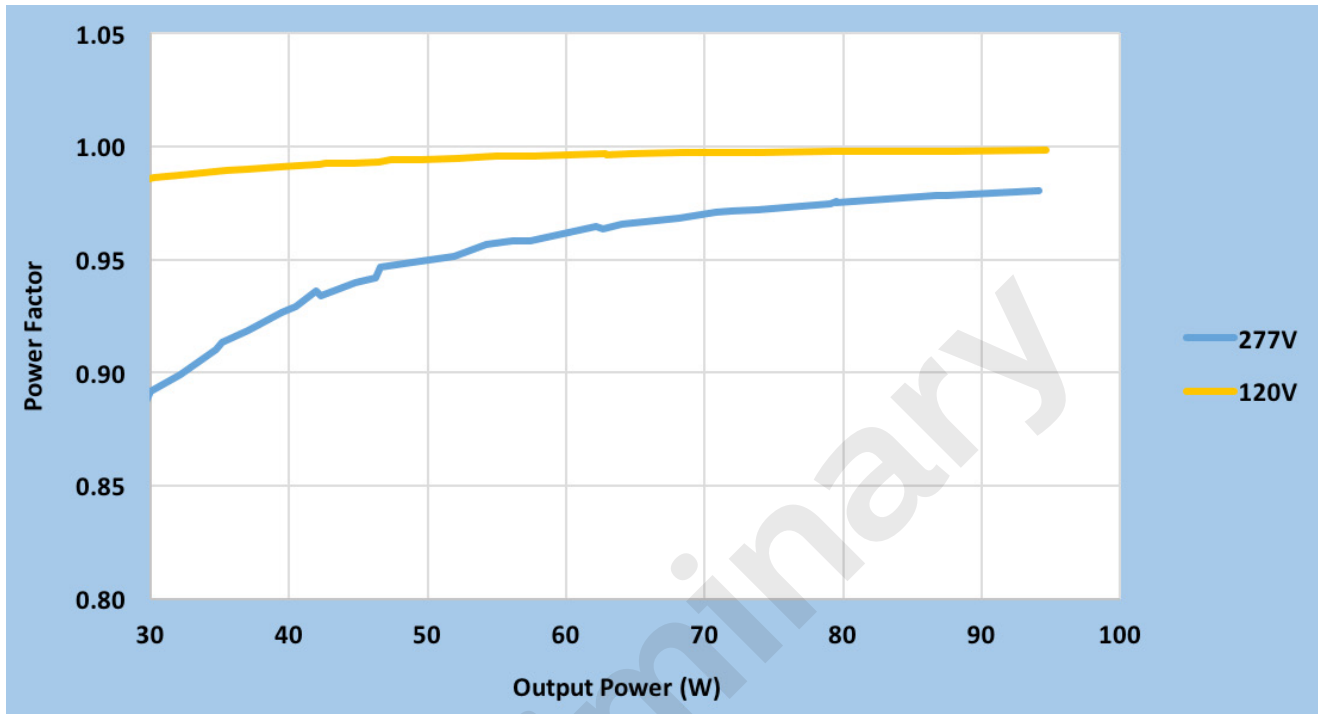


Xitanium SR 95W 120-277V 2.75A

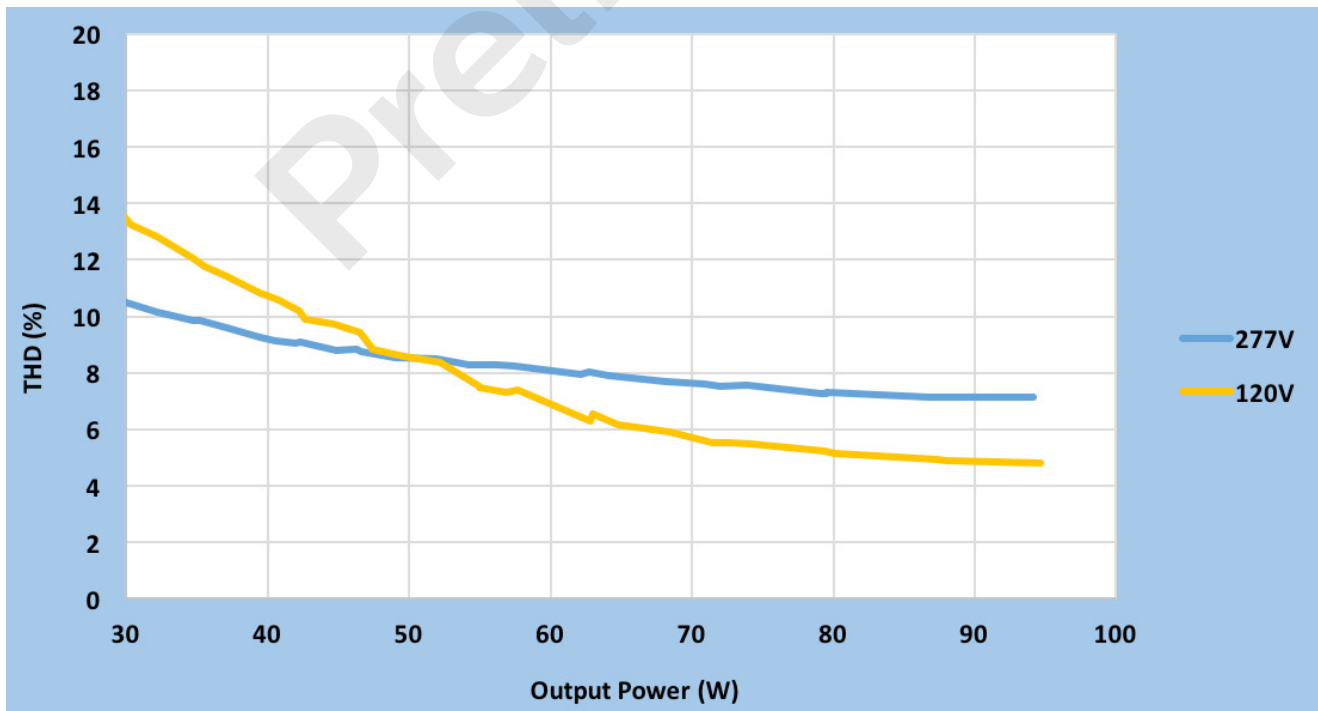
Performance Characteristics

Based on measurements on a typical sample. The accuracy of the measurements is within the tolerance of the measurement instruments. The graphs are meant to be a guideline and not a specification. Data below at 70°C Tcase.

Power Factor Vs. Output Power



Total Harmonic Distortion Vs. Output Power

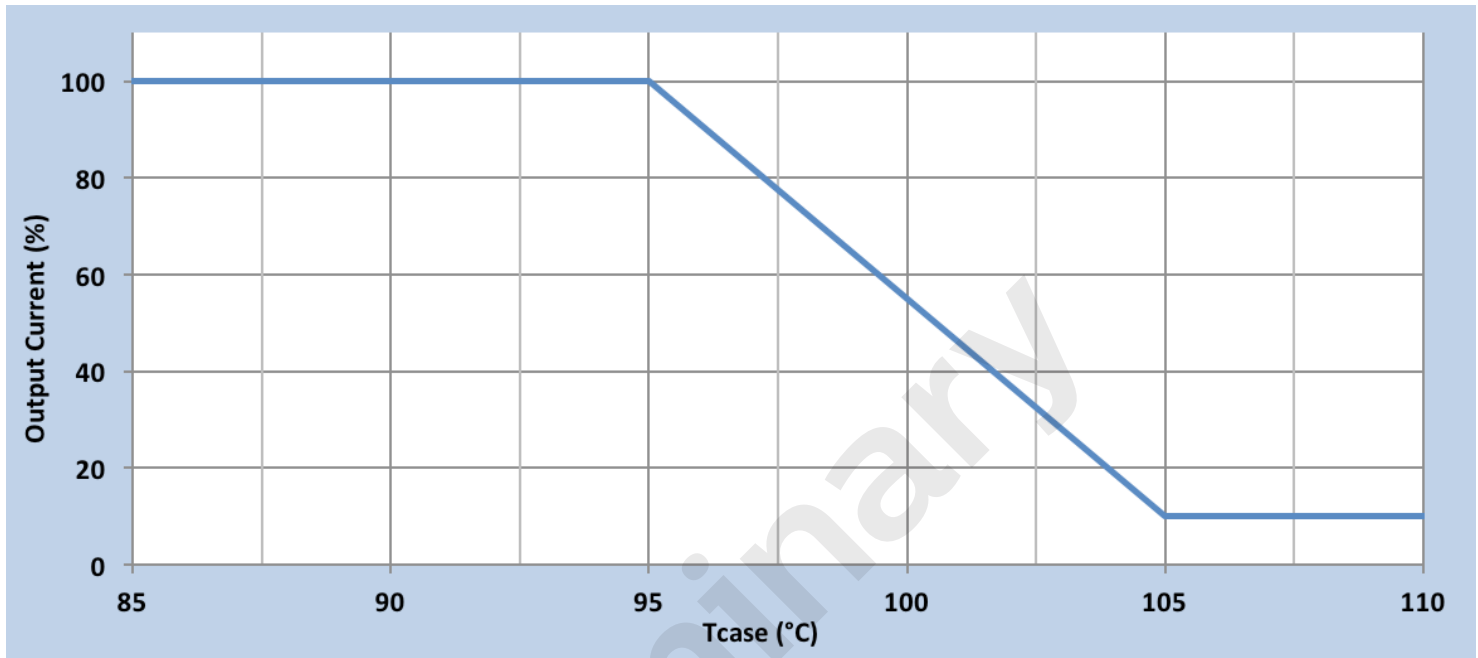


Xitanium SR 95W 120-277V 2.75A

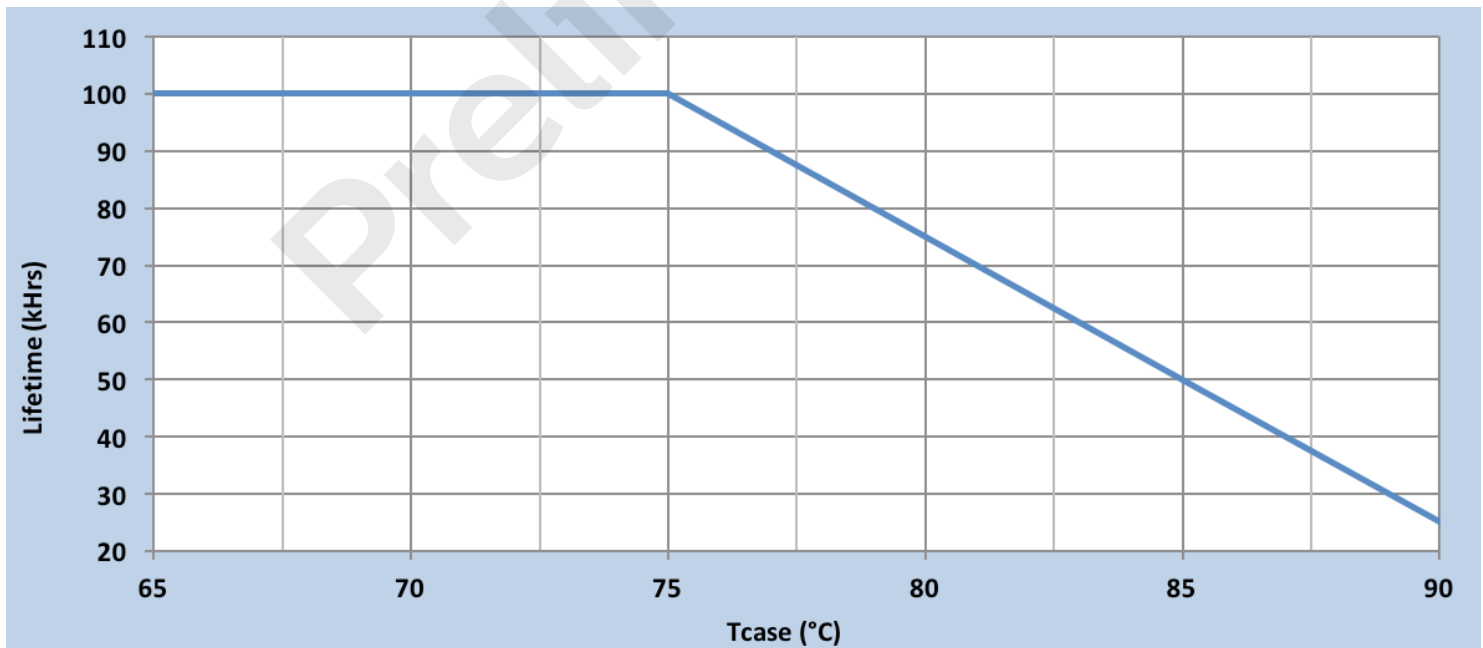
Electrical Specifications

All the specifications are typical and at 25°C Tcase unless specified otherwise.

Output Current Vs. Driver Case Temperature

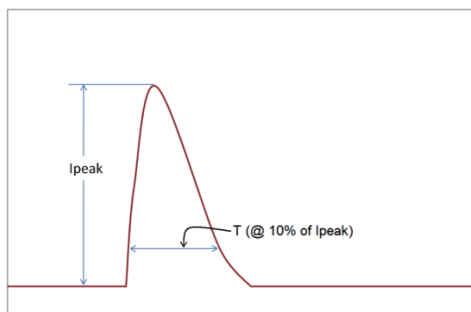


Driver Lifetime Vs. Driver Case Temperature



Xitanium SR 95W 120-277V 2.75A

Inrush Current Info



Vin	Ipeak	T (@ 10% of Ipeak)
120 Vac	54A	280μs
277 Vac	133A	270μs

Inrush current is measured at peak of the corresponding line voltage, source impedance per NEMA 410.

Lightning Surge Info

ANSI Surge Type	Differential Mode (L-N)	Common Mode (L-G, N-G, L&N-G)
1.2/50μs Combination Wave (w/t 2Ω)	6kV	6kV

Isolation

Isolation	Input Leads	Output Leads	SR Leads (SR+, SR-/SGND), Class 2 Only	Enclosure
Input Leads	NA	2xU+1kV	2xU+1kV	2xU+1kV
Output Leads, Class 2	2xU+1kV	NA	500Vrms	500Vrms
SR Leads (SR+, SR-/SGND), Class 2	2xU+1kV	500Vrms	NA	500Vrms
Enclosure	2xU+1kV	500Vrms	500Vrms	NA

U = Max. input voltage

