

PHILIPS

Floodlights

SlimFlood



REAL PROs
REAL QUALITY

Project: _____
 Location: _____
 Cat.No: _____
 Type: _____
 Lamps: _____ Qty: _____
 Notes: _____

The **Philips Area light** features energy saving LED technology ideal for pole mounted area lighting applications. The Area light is available with Type 3, 4 and 5 distributions in three lumen packages, providing up to 26,000 lumens.

Ordering guide

Example: PAL150-NW-G1-AR48IMRIBZ

Luminaire	Wattage	LED Color – Generation	Mounting	Distribution	Voltage	Controls	Finish
PAL		NW-G1	AR		8		BZ
PAL Area Light	100 100W 150 150W 200 200W	NW-G1 Neutral White, 4000K, 70 CRI, Generation 1	AR ¹ Arm mounting	3 Type 3 4 Type 4 5 ² Type 5	8 120-277 Volts	-- No motion sensor IMRI ³ Motion sensor	BZ Bronze

1. Mounts to a square pole. Adapter included for 4" round poles.
2. Not available with 100W.
3. IMRI is available with AL-200 type 3 and 4 only.

LED Wattage and Lumen Values

Ordering Codes	Total LEDs	System Current (mA)	Color Temp. (K)	Average System Wattage ¹	Type 3			Type 4			Type 5		
					Lumen Output ^{1,2}	BUG Rating	Efficacy (LPW)	Lumen Output ^{1,2}	BUG Rating	Efficacy (LPW)	Lumen Output ^{1,2}	BUG Rating	Efficacy (LPW)
PAL100-NW-G1-AR	140	2170	4000K	99	12,329	B3-U0-G3	124	12,192	B3-U0-G3	123	N/A	N/A	N/A
PAL150-NW-G1-AR	216	2850	4000K	147	18,585	B3-U0-G3	126	18,324	B3-U0-G3	125	19,018	B4-U0-G1	129
PAL200-NW-G1-AR	280	3800	4000K	197	24,382	B4-U0-G4	124	24,109	B3-U0-G3	122	26,010	B4-U0-G2	132

1. Wattage and lumen output may vary by due to LED manufacturer forward volt specification and ambient temperature. Wattage shown is average for 120V through 277V input. Measured wattage may vary due to variation in input voltage.
2. Lumen values based on photometric tests performed in compliance with IESNA LM-79. Contact outdoorlighting.applications@philips.com for details or additional information.

Predicted Lumen Depreciation Data

Predicted performance derived from LED manufacturer's data and engineering design estimates, based on IESNA LM-80 methodology. Actual experience may vary due to field application conditions. L70 is the predicted time when LED performance depreciates to 70% of initial lumen output. Calculated per IESNA TM21-11. Published L70 hours limited to 6 times actual LED test hours.

Ambient Temperature °C	LED Current	System Current	Calculated L70hrs ^{1,2}	L70 per TM21 ^{2,3}	Lumen Maintenance @ 50,000hrs
5 °C	120mA	2170mA	>68,000	>54,000	77%
25 °C	120mA	2850mA	>68,000	>54,000	77%
25 °C	120mA	3800mA	>68,000	>54,000	77%

1. Predicted performance derived from LED manufacturer's data and engineering design estimates, based on IESNA LM-80 methodology. Actual experience may vary due to field application conditions.
2. L70 is the predicted time when LED performance depreciates to 70% of initial lumen output.
3. Calculated per IESNA TM 21-11. Published L70 hours limited to 6 times actual LED test hours.

Lighttogo



PAL100/PAL150/PAL200 LED Area light

Up to 26,000 lumens

Specifications

Housing

Aluminum die-cast housing with attachable arm. Arm has removable cover for ease of wire connection.

IP Rating

LED light engine rated IP66. Driver compartment rated to IP65.

Vibration Resistance

3G vibration rating that conforms to standards set forth by ANSI C136.31. Testing includes vibration to 3G acceleration in all three axes.

Electrical

Driver efficiency (>90% at full load). Available in 120-277V. IP66 compliant driver. RoHS compliant. Surge protector standard. 10KA per ANSI/IEEE C62.41.2.

LED Board and Array

140, 216 or 280 LEDs. Color temperature 4000K, +/- 250K. Minimum CRI of 70. Metal core substrate.

Optical System

Type 3, 4, and 5 distributions available.

LED Thermal Management

The housing design allows the one piece housing to provide excellent thermal management critical to long LED system life.

Infrared Motion Response

Integral IMRI module is a passive infrared (PIR) motion sensor mounted integral on driver enclosure and is available with a sensor lens type to accommodate mounting heights up to 40' and occupancy coverage area up to 2,800 sq.ft (60' in diameter). Motion response for option IMRI is set/operates in the following fashion:

When motion is detected by the PIR sensor, the luminaire goes to full power/ light output.

Dimming on low is factory set to 30% with 5 minute default in "full power" prior to dimming back to low. When no motion is detected for 5 minutes, the motion response system reduces the wattage by 70%, to 30% of the normal constant wattage reducing the light level.

Mounting

Standard luminaire arm mounts to square poles. Round pole adapter included with every luminaire designed for 4" OD poles.

Energy Saving Benefits

System efficacy up to 126lms/W with significant energy savings over Pulse Start Metal Halide luminaires.

Listings

UL/cUL listed to the UL 1598 standard, suitable for Wet Locations. Suitable for use in ambient from -40° to 40°C (-40° to 104°F).

All product configurations are DesignLights Consortium® qualified.

Finish

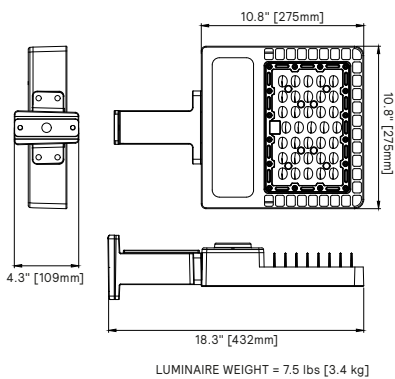
Each luminaire receives a fade and abrasion resistant, electrostatically applied, thermally cured, triglycidal isocyanurate (TGIC) textured polyester powdercoat finish. Standard color is bronze (BZ).

Limited Warranty

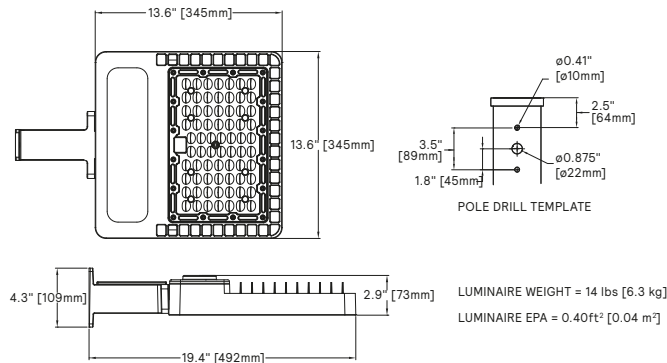
Luminaires, LED arrays, and drivers are all covered by a 5-year limited warranty. See philips.com/warranties for details.

Dimensions

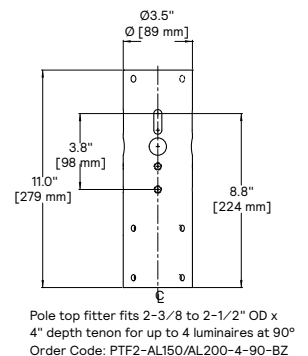
PAL100



PAL150 & PAL200



Pole Top Fitter



© 2019 Signify Holding. All rights reserved. The information provided herein is subject to change, without notice. Signify does not give any representation or warranty as to the accuracy or completeness of the information included herein and shall not be liable for any action in reliance thereon. The information presented in this document is not intended as any commercial offer and does not form part of any quotation or contract, unless otherwise agreed by Signify. All trademarks are owned by Signify Holding or their respective owners.

Signify North America Corporation
200 Franklin Square Drive,
Somerset, NJ 08873
Telephone 855-486-2216

Signify Canada Ltd.
281 Hillmount Road,
Markham, ON, Canada L6C 2S3
Telephone 800-668-9008