

**PHILIPS  
ADVANCE**

**LED Driver**

**Xitanium**

180W 0.1-1.25A 0-10V Dimming  
with SimpleSet  
XI180C125V200BSF1



**RoHS**  
COMPLIANT

**ETL** US  
Intertek  
Class P  
Conforms to UL STD 8750  
Certified to CAN/CSA STD  
C22.2 No. 250.13

**UL** US  
LISTED  
E321253  
Class P  
For Dry and Damp Location

**SP** US

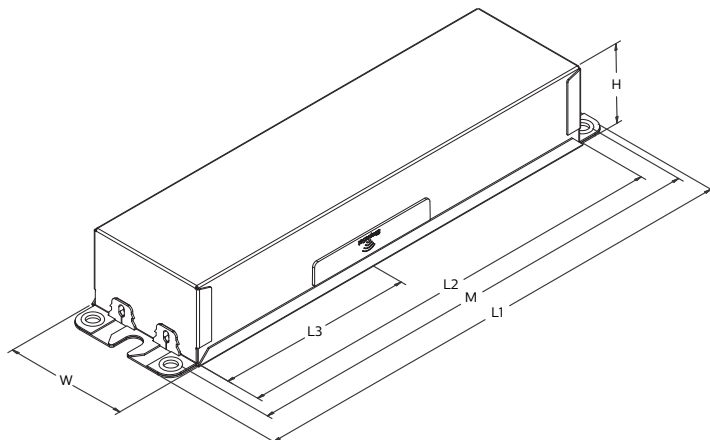
Philips Advance Xitanium outdoor LED drivers with SimpleSet technology are designed to give OEMs ultimate flexibility. With wide operating windows and simple programming, the drivers make it easy for luminaire manufacturers to design luminaires of different sizes and lumen levels for outdoor applications.

## Specifications

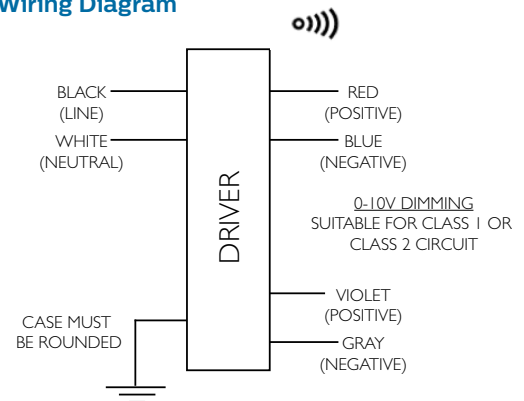
Input Voltage (Vac)	Output Power (W)	Output Voltage (V)	Output Current (A)	Efficiency@ Max Load and 75°C Case	Max Case Temp. (°C)	Input Current (A)	Max. Input Power (W)	THD @ Max Load (%)	Power Factor @ Max Load	Surge Protection (Combi-Wave, KV)	Envir. Protection Rating
120	180	70-210	0.1 - 1.25	91.5	Life - 85°C UL - 90°C	1.87	198	<10%	>0.95	6	UL damp & dry and Type HL
277				94		0.72					

## Enclosure

	In. (mm)
Case Length (L2)	8.31 (211.0)
Case Width (W)	2.31 (58.0)
Case Height (H)	1.48 (37.6)
Mounting Length (M)	8.91 (226.2)
Overall Length (L1)	9.45 (240.0)
Center of SimpleSet Antenna (L3)	3.75 (95.3)



## Wiring Diagram



Dimming	Dimming Range (with specified dimmers)	Minimum Output Current (A)
0-10V Analog Class 1 and 2 Wiring	10% ~ 100%	0.07

# Xitanium 180W 0.1-1.25A 0-10V Dimming with SimpleSet

## Features

- 50,000+ hour lifetime<sup>1</sup>
- Programmable output current through SimpleSet
- Large operating window
- 6kV combi-wave surge rating to comply with ANSI C82.77-5 CAT C low

## Benefits

- Enables long life luminaire designs
- Fast and simple way of programming
- Enables fixture designs with wide variety of loads and adjustable current options
- No external surge protection required to pass C82.77-5 CAT C low

## Application

- Area
- Roadway
- Parking garages
- Floodlights
- High-bay

## Electrical Specifications

All the specifications are typical and at 25°C Tcase unless specified otherwise.

## Product Data

Order Information	
Full Product Code	XI180C125V200BSF1M (Mid-Pack, 10pcs/Box)
Line Frequency	50/60Hz
Min. Mains Voltage Operational	108 Vac
Max. Mains Voltage Operational	305 Vac
Output Information	
Maximum Open Circuit Voltage	270Vdc
Output Current Ripple (ripple = peak to average / average)	15% max @ max lout (Low frequency ripple ( ≤120Hz) content <5%)
Output Current Tolerance (in performance window)	<5%
Protections	Short Circuit, Open Circuit Protection for LED + and LED – and Temperature Foldback
Features	
0-10V Dimming	150µA (±3%) source current from driver. See dim curve for detail.
AOC (Adjustable Output Current)	0.1A-1.25A via SimpleSet (Factory Default at 1.05A)
Additional SimpleSet Configurable Features	Adjustable Min Dim level, Adjustable Lumen Output, Adjustable Lumen Output Min, OEM Write Protection
Environment & Approbation	
Operating Ambient Temp. Range	-40°C to +55°C
Max Case Temperature (Tcase)	85°C for Life & 90°C for UL Safety
Agency Approbations	UL 8750, CSA 250.13, UL Listed, ETL Class P
Electromagnetic Compliance	FCC Title 47 Part 15 Class A
Audible Noise	<24dB Class A
Weight	2.1 Lbs / 0.95 kgs

1. Philips Advance Xitanium LED drivers are manufactured to engineering standards correlating to a designed and average life expectancy of 50,000 hours of operation at maximum rated case temperature. Minimum 90% survivals based on MTTF modeling.

# Xitanium 180W 0.1-1.25A 0-10V Dimming with SimpleSet

## Electrical Specifications

All the specifications are typical and at 25°C Tcase unless specified otherwise.

## 0-10V Dimming Curve

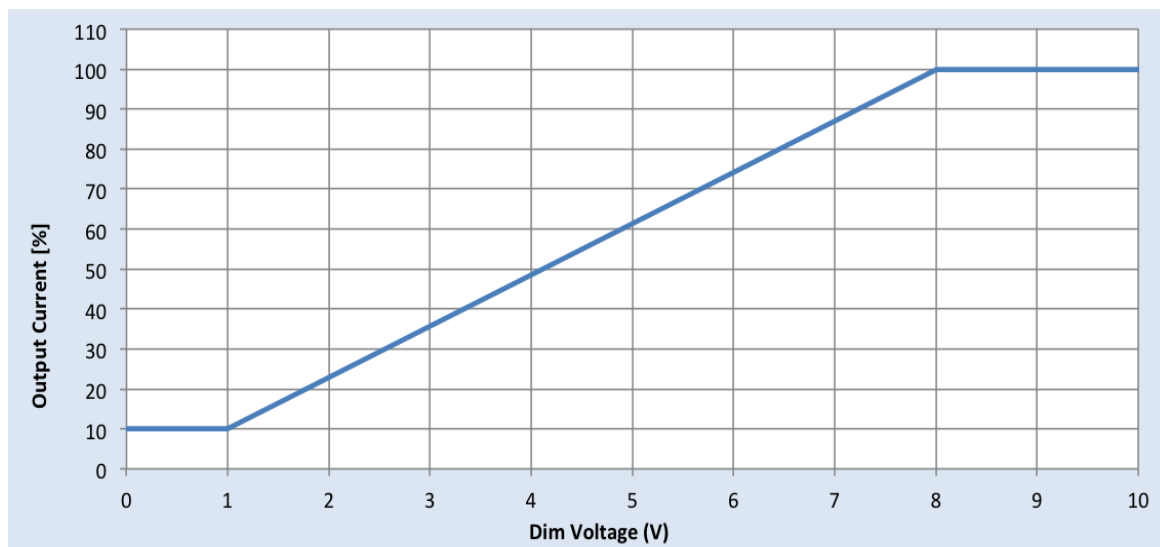
Dimming source current from the driver: 150µA (@ 0<Vdim<8V)

Minimum dim level: 10% of Iout setting as default

Maximum output voltage on the dimming wires: 12V

## Approved Dimmer List

Manufacturer	Manufacturer Part Number
Lutron	Visit <a href="http://www.lutron.com/advance">www.lutron.com/advance</a> for a list of dimmers (Mark VII) that will work with this driver
Leviton	IllumaTech IP7 series
Philips	Sunrise - SR1200ZTUNV

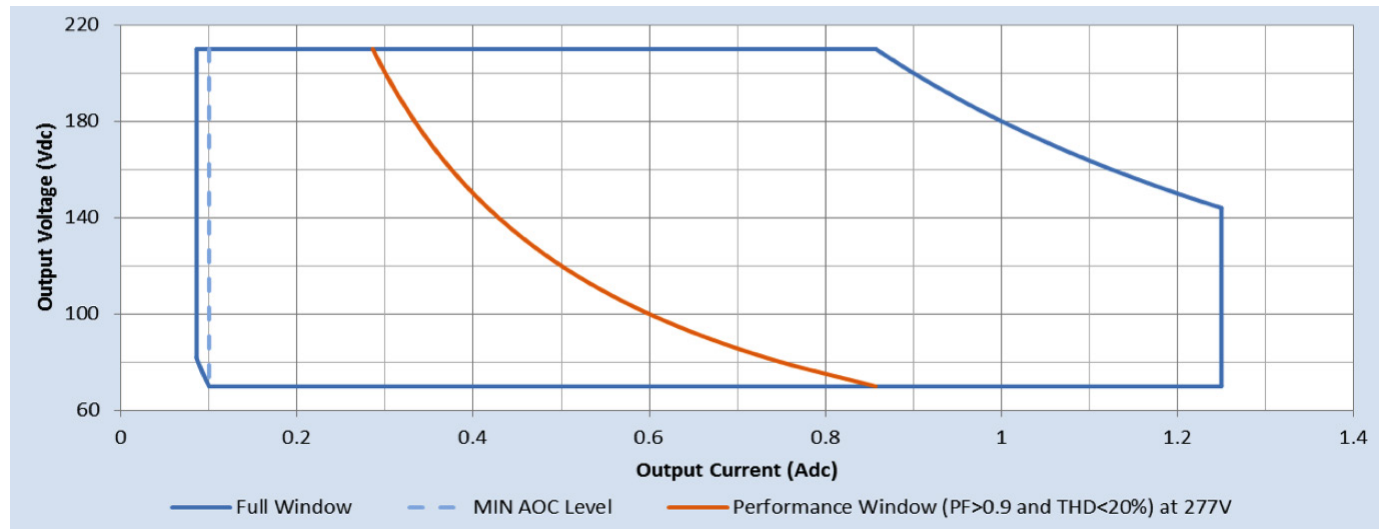


# Xitanium 180W 0.1-1.25A 0-10V Dimming with SimpleSet

## Electrical Specifications

All the specifications are typical and at 25°C Tcase unless specified otherwise.

## Driver Output Window



## Notes

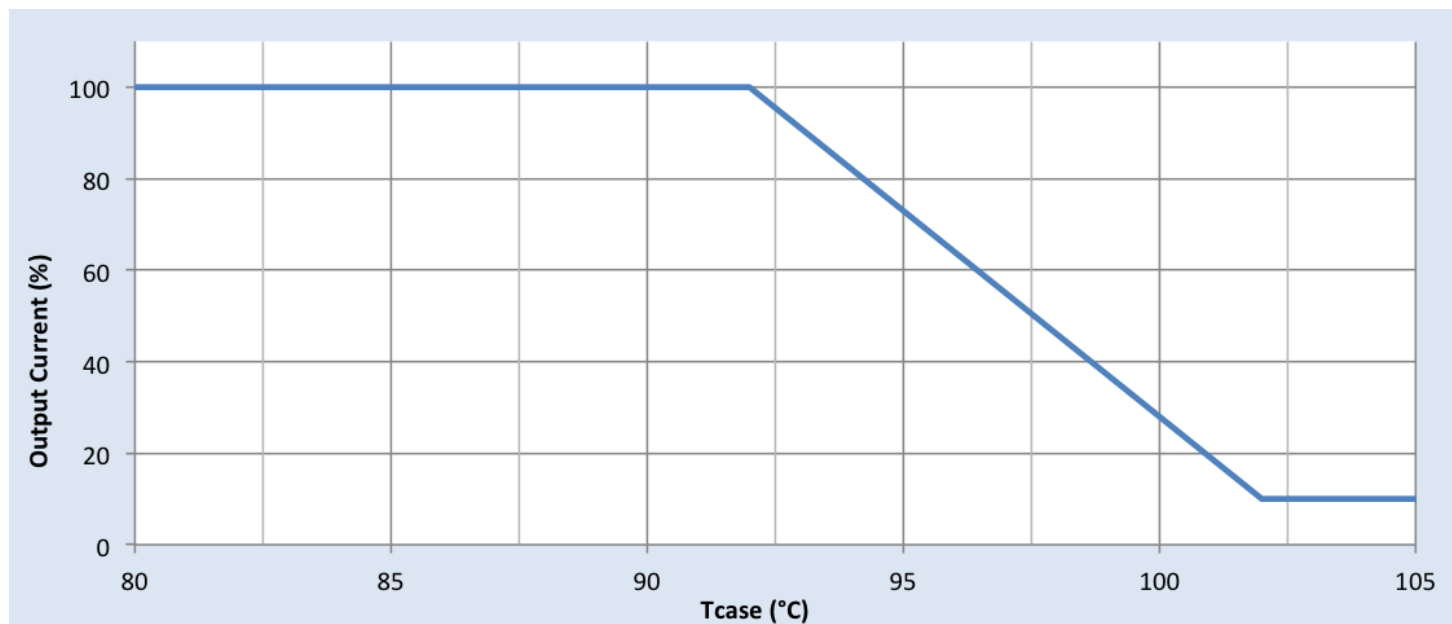
1. Factory default output current is 1.05A.
2. To get a 100% to 10% dimming range, the output current setting through AOC should be  $\geq 700\text{mA}$ .
3. Factory default minimum dimming level is 10%. This can be adjusted between 10% and 100% using Philips MultiOne.

# Xitanium 180W 0.1-1.25A 0-10V Dimming with SimpleSet

## Electrical Specifications

All the specifications are typical and at 25°C Tcase unless specified otherwise.

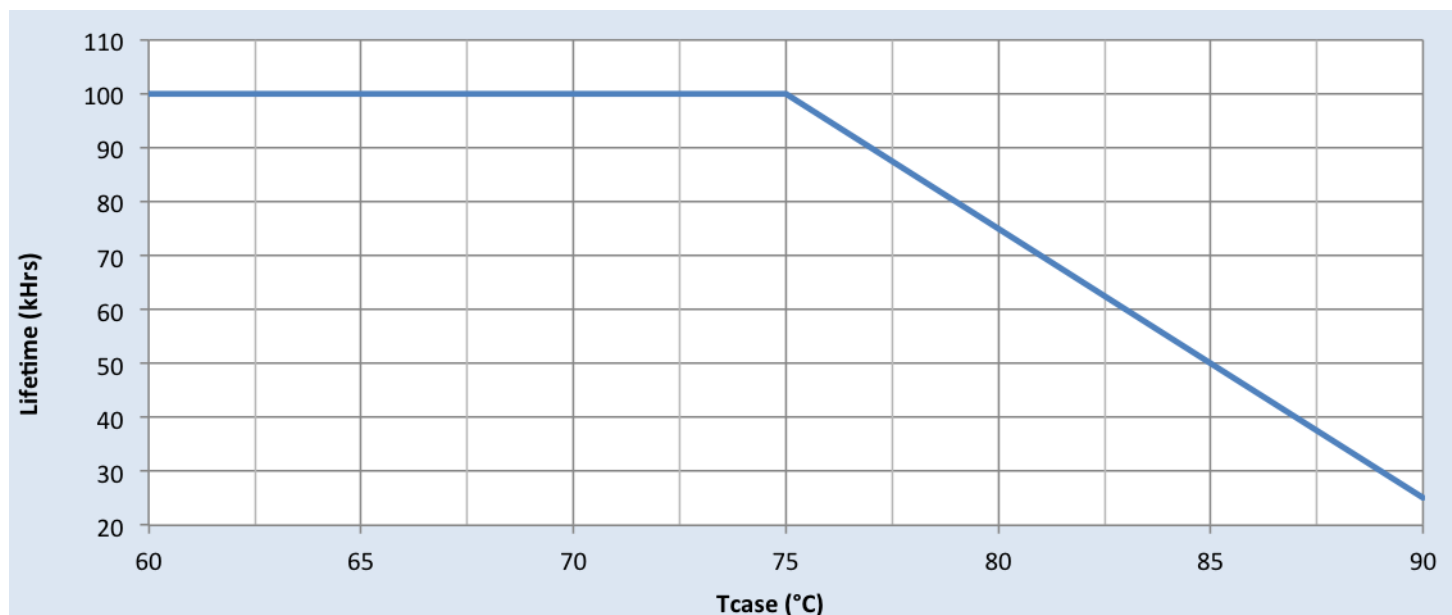
### Output Current Vs. Driver Case Temperature



#### Note

There is  $\pm 5^\circ\text{C}$  tolerance on the driver case temperature.

### Driver Lifetime vs. Driver Case Temperature

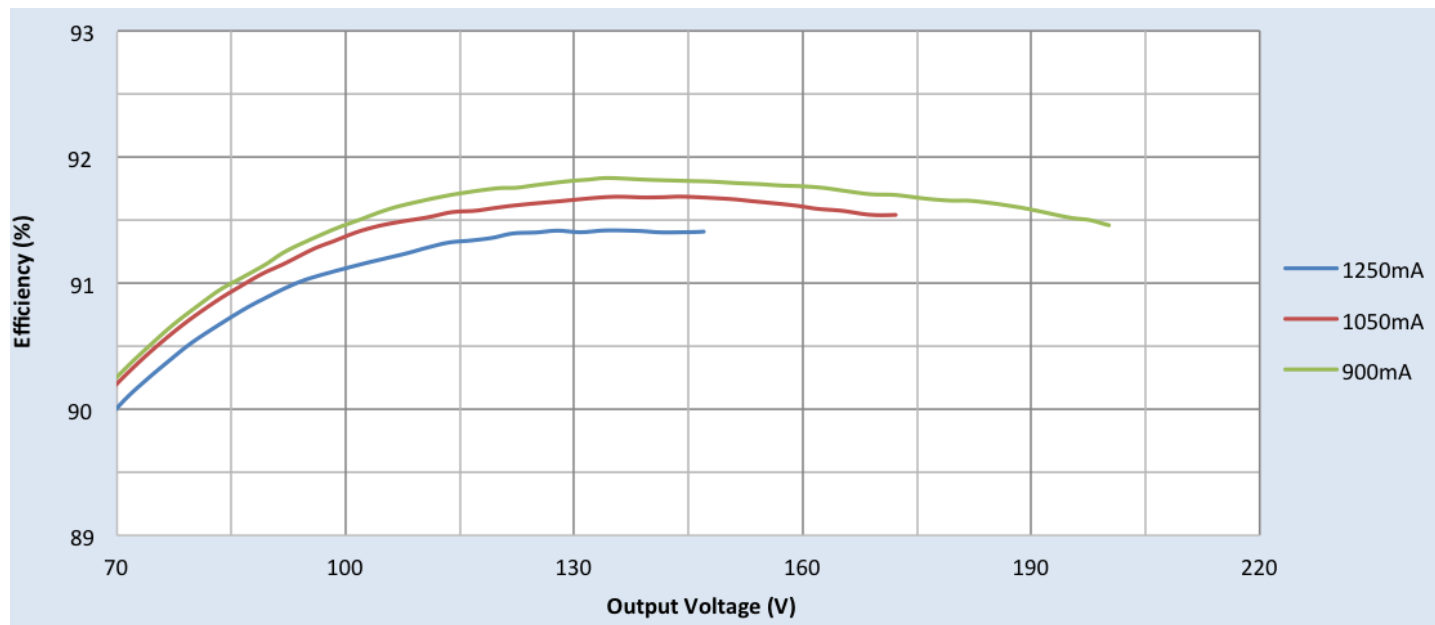


# Xitanium 180W 0.1-1.25A 0-10V Dimming with SimpleSet

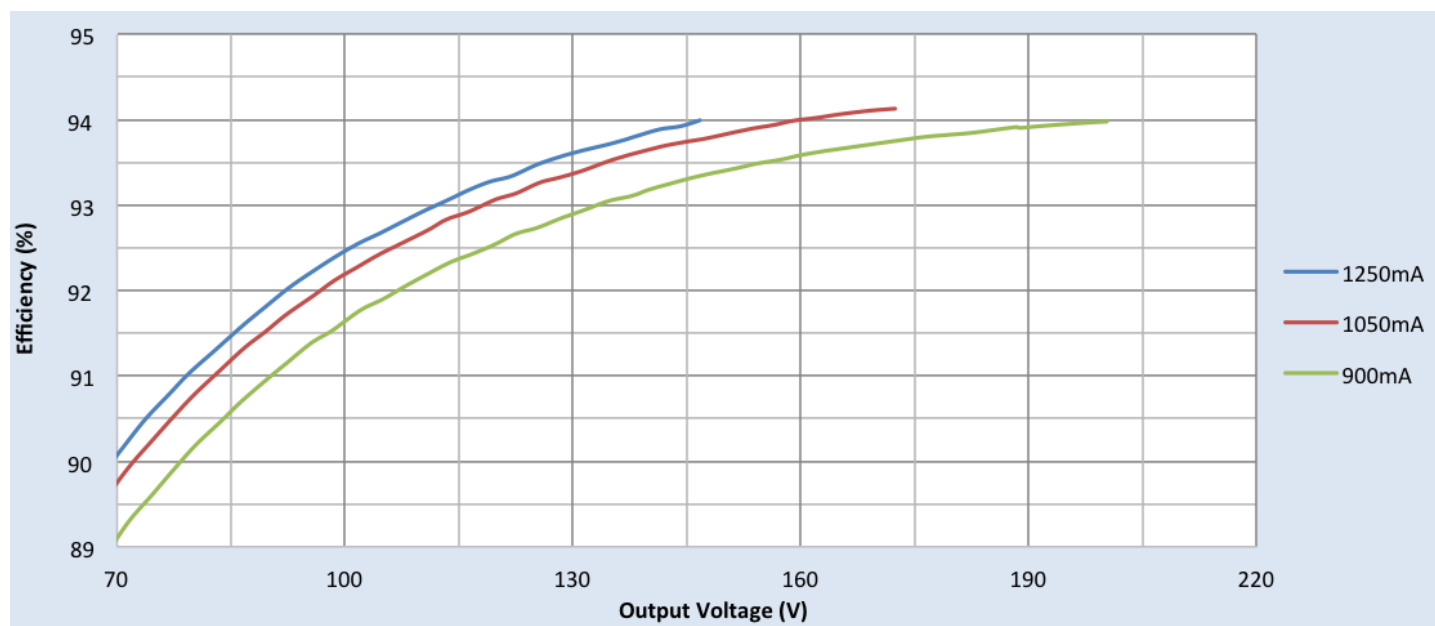
## Performance Characteristics

Based on measurements on a typical sample at 75°C case. The accuracy of the measurements is within the tolerance of the measurement instruments.

### Efficiency Vs. Output Voltage at 120Vac



### Efficiency Vs. Output Voltage at 277Vac

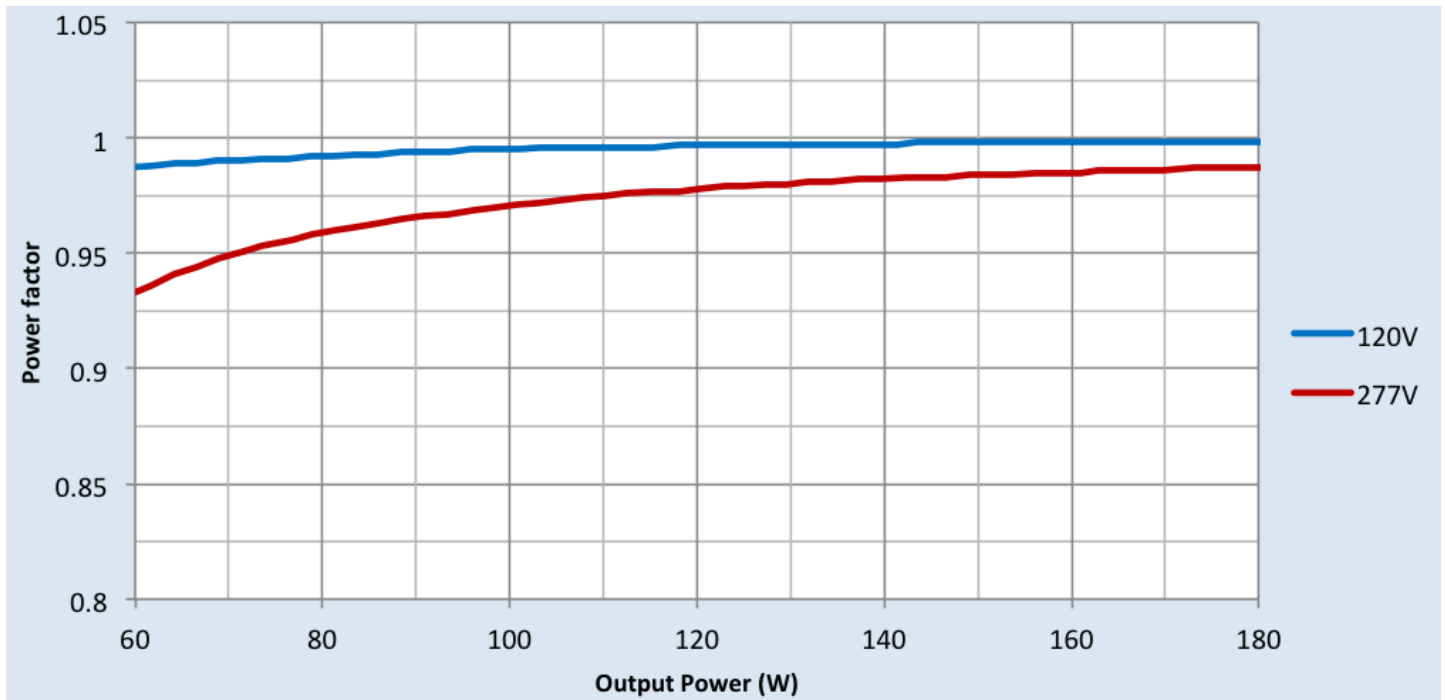


# Xitanium 180W 0.1-1.25A 0-10V Dimming with SimpleSet

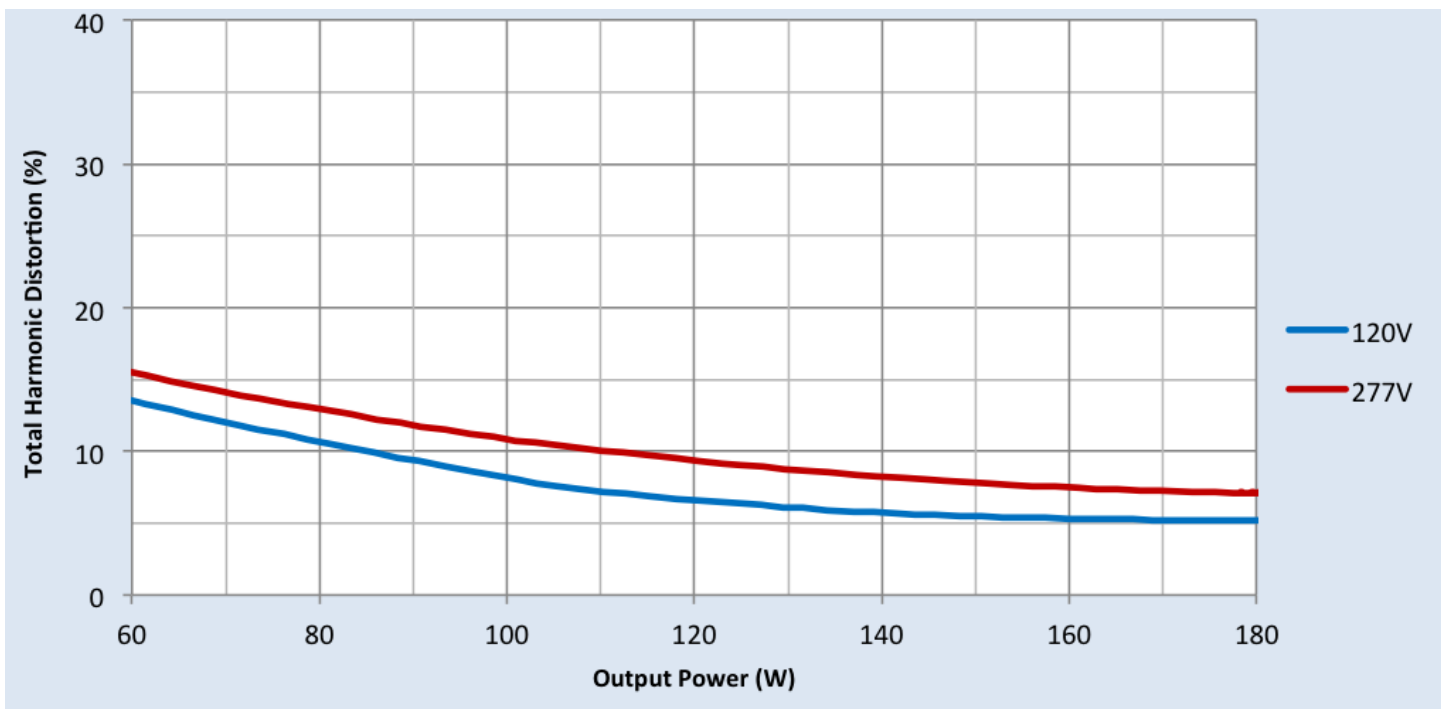
## Performance Characteristics

Based on measurements on a typical sample at 75°C case. The accuracy of the measurements is within the tolerance of the measurement instruments.

### Power Factor Vs. Output Power

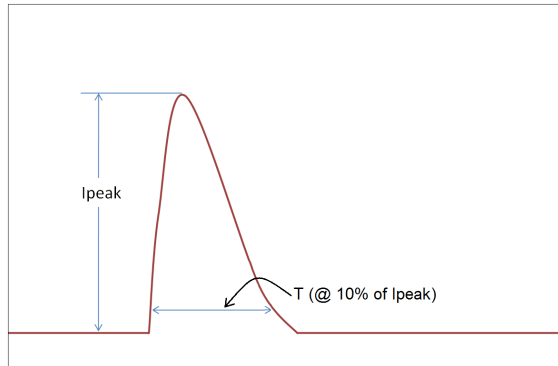


### Total Harmonic Distortion (THD) Vs. Output Power



# Xitanium 180W 0.1-1.25A 0-10V Dimming with SimpleSet

## Inrush Current Info



Vin	Ipeak	T (@ 10% of Ipeak)
120 Vrms	53A	270μS
277 Vrms	138A	256μS

Inrush current is measured at peak of the corresponding line voltage.  
Source impedance per NEMA 410.

## Lightning Surge Info

ANSI Surge Type	Differential Mode (L-N)	Common Mode (L-G, N-G, L&N-G)
1.2/50μs Combination Wave (w/t 2Ω)	6kV	6kV

## Isolation

Isolation	Input	Output	0-10V	Enclosure
Input	NA	2xU+1kV	2.5kV	2xU+1kV
Output	2xU+1kV	NA	2.5kV	2xU+1kV
0-10V	2.5kV	2.5kV	NA	2.5kV
Enclosure	2xU+1kV	2xU+1kV	2.5kV	NA

U = Max input voltage

© 2016 Philips Lighting Holding B.V. All rights reserved.  
Philips reserves the right to make changes in specifications and/or to discontinue any product at any time without notice or obligation and will not be liable for any consequences resulting from the use of this publication.  
[philips.com/leddrivers](http://philips.com/leddrivers)



Philips Lighting North America Corporation  
10275 W. Higgins Road, Rosemont IL 60018  
Tel: 800-322-2086 Fax: 888-423-1882  
Customer/Technical Service: 800-372-3331  
OEM Support: 866-915-5886

Philips Lighting Canada Ltd.  
281 Hillmount Rd, Markham, ON, Canada L6C 2S3  
Tel. 800-668-9008