



MasterColor CDM-T T6 Elite

MasterColor CDM-T Elite 35W/930 T6 CL 1CT

The Elite family is at the very top of the MasterColor CDM range, and gives a unique combination of unbeatable light quality and consistent performance over lifetime, while keeping running costs low. MasterColor metal halide lamps deliver consistent white light and higher color rendering than any standard metal halide source for architectural lighting.

Product data

• General Characteristics

Base	G12
Bulb	T6 [Diameter: 6/8 inch /19mm]
Bulb Finish	Clear
Operating Position	Universal [Any or Universal (U)]
Life to 5% failures EL	9000 hr
Life to 10% failures EL	10000 hr
Life to 20% failures EL	12000 hr
Avg. Life	15000 hr
Avg. Hrs. Life	15000 hr

• Light Technical Characteristics

Color Code	930 [CCT of 3000K]
Color Rendering Index	87 (min), 90 (nom) Ra8
Color Designation	Warm White
Color Temperature	3000 K
Color Temperature technical	2970 K
Initial Lumens	3700 Lm
Initial Lumens	4000 Lm
Luminous Efficacy Lamp EM	98 Lm/W
Luminous Efficacy Lamp EL	102 Lm/W
Lumen Maintenance EL 1000h	95 %
Lumen Maintenance EL 2000h	93 %
Lumen Maintenance EL 4000h	90 %
Lumen Maintenance EL 5000h	88 %

Lumen Maintenance EL 8000h	86 %
Lumen Maintenance EL 10000h	83 %
Lumen Maintenance EL 12000h	80 %
Lumen Maintenance EL 15000h	76 %
Design Mean Lumens EL	3390 Lm
Chromaticity Coordinate X	0.435 -
Chromaticity Coordinate Y	0.395 -

• Electrical Characteristics

System Power EL	43 W
Watts	35 W
Lamp Wattage EM 25°C, Nominal	35.0 W
Lamp Wattage EM 25°C, Rated	38.0 W
Lamp Wattage EL 25°C, Rated	39.0 W
Lamp Wattage EL 25°C, Nominal	35.0 W
Lamp Voltage	85 V
Lamp Current EM	0.500 A
Lamp Current EL	0.460 A
Ignition Time	30 (max) s
Run-up time 90%	3 (max) min
Re-ignition Time [min]	15 (max) min
Dimmable	No

PHILIPS

MasterColor CDM-T T6 Elite

• Environmental Characteristics

Energy Efficiency Label (EEL)	A+
Mercury (Hg) Content	4.7 mg
Energy consumption kWh/1000h	42 kWh

• UV-related Characteristics

Damage Factor D/fc PET (NIOSH)	0.3 (max) - 8 (min) h500lx
--------------------------------	----------------------------

• Luminaire Design Requirements

Cap-Base Temperature	250 (max) C
Pinch Temperature	350 (max) C
Bulb Temperature	500 (max) C

• Product Dimensions

Reference Length A	90 (max) mm
Overall Length C	103 (max) mm
Diameter D	20 (max) mm

Light Center Length L	55 (min), 56 (nom), 57 (max) mm
Arc Length O	4.8 mm
Light Center Length L	2.16 (min), 2.20 (nom), 2.24 (max) in
Max Overall Length (MOL) - C	4 (max) in
Diameter D	0.79 (max) in

• Product Data

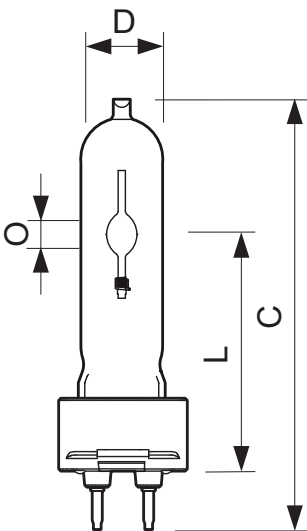
Product number	409144
Full product name	MasterColor CDM-T Elite 35W/930 T6 CL 1CT
Short product name	MASTERColor CDM-T Elite 35W/930 G12 1CT
Pieces per Sku	1
eop_pck_cfg	12
Skus/Case	12
Bar code on pack	46677409142
Bar code on case	50046677409147
Logistics code(s)	928185205115
tpd_ilcos_cd	MT/UB-35/930-H-G12-20/90
eop_net_weight_pp	0.028 kg

Warnings and Safety

- R "WARNING: These lamps can cause serious skin burn and eye inflammation from short wave ultraviolet radiation if outer envelope of the lamp is broken or punctured. Do not use where people will

remain for more than a few minutes unless adequate shielding or other safety precautions are used. Certain lamps that will automatically extinguish when the outer envelope is broken or punctured are commercially available." This lamp complies with FDA radiation performance standard 21 CFR subchapter J. (USA:21 CFR 1040.30 Canada: SOR/DORS/80-381)

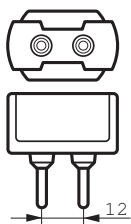
Dimensional drawing



MasterColor CDM-T Elite 35W/930 T6 CL 1CT

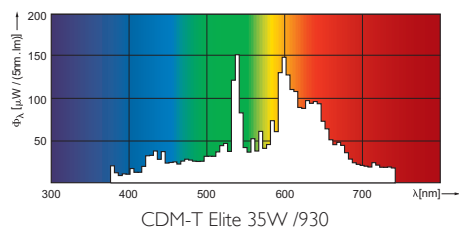
Product	C (Max)	D (Max)	L (Min)	L (Norm)	L (Max)	O (Norm)
CDM-T ACCENT 35W/930 G12	103	20	55	56	57	4.8

Dimensional drawing



G12

Photometric data



© 2014 Koninklijke Philips N.V. (Royal Philips)
All rights reserved.

Specifications are subject to change without notice. Trademarks are the property of Koninklijke Philips N.V. (Royal Philips) or their respective owners.

www.philips.com/lighting

2014, April 8
data subject to change