



Philips Energy Advantage  
T5 25W Fluorescent  
Lamps featuring ALTO  
Lamp Technology

*Ideal for general, decorative  
and architectural lighting in  
offices, retail stores, hotels,  
schools and hospitals*

Energy Advantage



† This lamp is better for the environment because of its reduced mercury content. All Philips ALTO lamps give you end-of-life options which can simplify and reduce your lamp disposal costs depending on your state and local regulations.

\* Fluorescent lamps that are TCLP compliant reduce the amount of pollutants released into the environment.

## Saving energy was never so simple

Philips Energy Advantage T5 25W Fluorescent Lamps featuring ALTO Lamp Technology offer ultimate energy savings without any sacrifice to light levels.

### Save 3 watts by simply changing a lamp

- Save \$12.00 in energy costs over the life of the lamp when compared to the Standard T5 28W<sup>◇</sup>

### Sustainable lighting solution

- Less mercury (due to ALTO Lamp Technology) combined with energy efficiency and long life reduces the impact on the environment
- Just 1.4mg of mercury
- Dimmable

### Miniaturization

- Slim profile lamp and ballast

### Operates on programmed start electronic ballasts only

### Philips T5 warranty period: 42 months

<sup>◇</sup> Based on 40,000 hours rated average life at \$.10 per kWh rate at 12 hrs per start (3W x 40,000 hrs / 1000 x \$.10). Kilowatt hour rate may vary.

# PHILIPS

# Philips Energy Advantage T5 25W Fluorescent Lamps featuring ALTO Lamp Technology

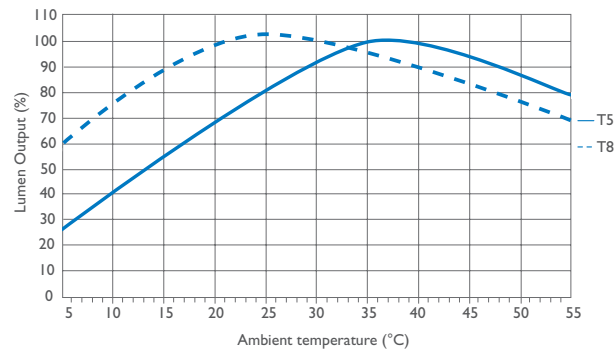
## Ordering, Electrical and Technical Data (Subject to change without notice)

Product Number	Ordering Code	Watts	Bulb	Base	Pkg. Qty.	Color Temp (K)	CRI	Nom. Length (In.)	Rated Avg. Life (Hrs.) <sup>1</sup>	Approx. Initial Lumens <sup>2,3</sup>	Design Lumens <sup>4</sup>
40630-6	F28T5/830/EA/ALTO 25W	25	T5	Min. Bipin	40	3000K	85	46	30,000	2900	2750
40631-4	F28T5/835/EA/ALTO 25W	25	T5	Min. Bipin	40	3500K	85	46	30,000	2900	2750
40632-2	F28T5/841/EA/ALTO 25W	25	T5	Min. Bipin	40	4100K	85	46	30,000	2900	2750

- 1) Average life under specified test conditions with lamps turned off and restarted no more frequently than once every 3 operating hours. Lamp life is appreciably longer if lamps are started less frequently.
- 2) Approximate initial lumens. The lamp lumen output is based upon lamp performance after 100 hours of operating life, when the output is measured during operation on a reference ballast under standard laboratory conditions.
- 3) For expected lamp lumen output, commercial ballast manufacturers can advise the appropriate ballast factor for each of their ballasts when they are informed of the designated lamp. The ballast factor is a multiplier applied to the designated lamp lumen output.
- 4) Design lumens are the approximate lamp lumen output at 40% of the lamp's rated average life. This output is based upon measurements obtained during lamp operation on a reference ballast under standard laboratory conditions.
- 5) Average life under engineering data with lamps turned off and restarted once every 12 operating hours.

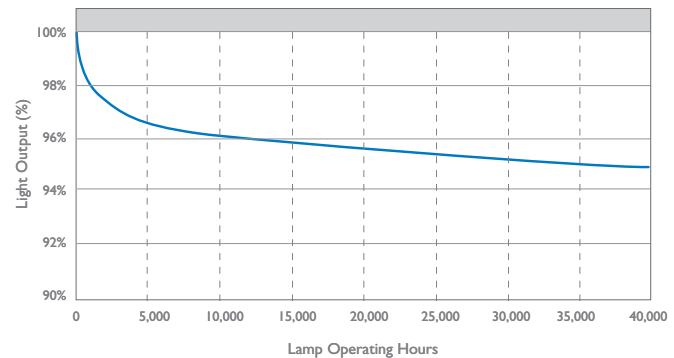
## Lumens vs. Ambient Temperature

### Energy Advantage T5 25W Lamps



## Energy Lumen Maintenance

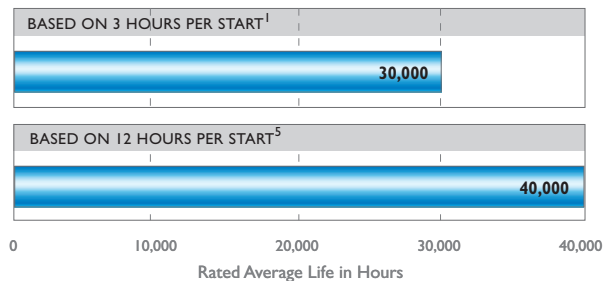
### Energy Advantage T5 25W Lamps



## Rated Average Life

### Energy Advantage T5 25W Lamps

■ Programmed Start Ballast



© 2010 Philips Lighting Company.  
A Division of Philips Electronics  
North America Corporation.  
All rights reserved.  
Printed in USA 9/10

P-6030-A  
www.philips.com

Philips Lighting Company  
200 Franklin Square Drive  
Somerset, NJ 08873  
1-800-555-0050

Philips Lighting  
281 Hillmount Road  
Markham, Ontario  
Canada L6C 2S3  
1-800-555-0050  
A Division of Philips Electronics Ltd.