

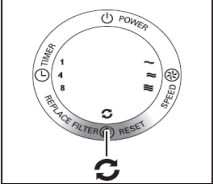


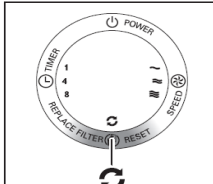

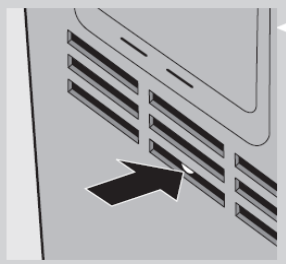


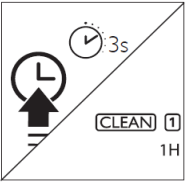

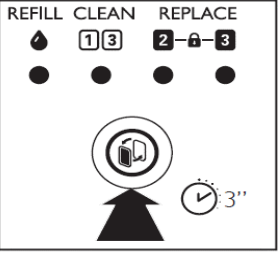






How to Rest Filter

<p>AC4012</p>		<p>Press and hold the  button for 2 seconds.</p> 	
<p>AC4014</p>		<p>Press and hold the  button for 2 seconds.</p> 	
<p>AC4072</p>			<p>Press the filter reset button with a thin tool.</p>
<p>AC4372</p>		<p>Press and hold the  button for <u>3 seconds</u> to reset the filter lifetime.</p> 	
<p>AC4081</p>			<p>Press and hold the reset button for 3 seconds</p>

AC3256			<p>Press and hold the reset button for 3 seconds</p>
AC2882			<p>Press and hold the reset button for 3 seconds</p>
AC2887			<p>Press and hold the reset button for 3 seconds</p>
AC1215/20			<p>Press and hold the Child lock button to rest the filter.</p> <p>Note- Child lock switch will act as reset button if filter number is displayed.</p>
AC1211/20			<p>Press and hold the Child lock button to rest the filter.</p> <p>Note- Child lock switch will act as reset button if filter number is displayed.</p>