



Products and services, maximizing defibrillator performance

Philips HeartStart OnSite Defibrillator supplies and accessories

Carry cases

There are three carry cases available for the HeartStart OnSite Defibrillator : the Standard Carry Case, the Slim Carry Case and the Hard-shell waterproof case. The Standard and Slim cases are constructed with semi-rigid materials and covered in durable red Cordura.® A window pocket inside both cases, the Standard and Slim, holds the OnSite Quick Reference Guide.



Standard Carry Case

Item # M5075A

In addition to the OnSite Defibrillator, the Standard Carry Case can accommodate one spare pads cartridge and a spare battery. It also comes equipped with a pair of paramedic scissors.

Dimensions:

9.5" (24 cm) w, 8.5" (21 cm) h, 4.8" (12 cm) d



Slim Carry Case

Item # M5076A

The Slim Carry Case (M5076A) holds the OnSite Defibrillator and a pair of paramedic scissors.

Dimensions:

9.5" (24 cm) w, 8.5" (21 cm) h, 3.5" (9 cm) d



Hard-Shell Carry Case

Item # YC

Our waterproof carry case made of hard-shell plastic is suited for more rigorous use, particularly in wet outdoor settings. It can also accommodate a spare battery, spare pads cartridge, and the contents of the Fast Response Kit.

Dimensions:

13.5" (34 cm) w, 12" (30 cm) h, 6" (15 cm) d

Wall mounting solutions

Philips Wall Mount Bracket and Defibrillator Cabinets let you strategically place defibrillators for fast access and response.



Wall Mount Bracket

Item # 989803170891

The Wall Mount Bracket is designed specifically for housing a Philips HeartStart defibrillator and its accessories. The defibrillator's carry case can be tethered to the Wall Mount Bracket with a breakaway Secure-Pull Seal (M3859A) to discourage tampering. A broken seal indicates that the defibrillator has been removed from the Wall Mount and accessories may need to be replenished. The Fast Response Kit (68-PCHAT) tucks neatly behind the Defibrillator Case.

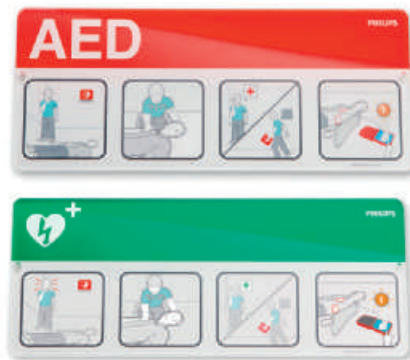
Dimensions:

10.5" (27 cm) w, 8" (20 cm) h, 6.9" (17 cm) d
Weight: 18.4 ounces (0.52 kg)



Secure-Pull Seal

Item # M3859A



AED Awareness Placard

Item # 989803170901 (Red)

Item # 989803170911 (Green)

Raise AED awareness by putting an AED Awareness Placard above every AED located in a public area. Easy-to-understand graphics raise awareness of passers-by about how to use an AED in an emergency. Great for office settings, sports clubs, public facilities, school settings and more.

Dimensions:

10.25" (26 cm) w, 4.5" (11 cm) h



AED Awareness Poster Pack

Item # 861476 Opt. ABA (English)

Opt. ABE (Spanish)

Opt. ABF (French)

Place these posters away from the AED, in break areas, copy rooms or locker rooms – anywhere that employees or members of the public can take a moment to raise their awareness about AEDs. Includes space for the AED coordinator to write-in the location of the nearest AED. Pack of four posters.

Dimensions:

11" (28 cm) w, 17" (43 cm) h



AED Wall Sign

Item # 989803170921 (Red)

Item # 989803170931 (Green)

An AED Wall Sign hanging above a Wall Mount Bracket or Defibrillator Cabinet gives even greater visibility to the defibrillator. Can be mounted three different ways to maximize visibility: T-mount, V-mount or Corner Mount.

Face dimensions:

9" (23 cm) h, 6.1" (15 cm) d

Wall mounting solutions

To help mobilize an emergency medical response or deter AED theft, Philips offers three different battery-operated, alarmed wall cabinets. The basic cabinet has a simple audible alarm. Also available are two premium cabinets: a wall surface mounted cabinet and a semi-recessed cabinet that is inserted into a wall cut-out for a less obtrusive look.* The premium cabinets feature combination audible and flashing light alarms. They are made of sturdy heavy-gauge steel, and are large enough to accommodate additional medical supplies, such as oxygen. You can also connect the premium cabinets' alarms to your internal security system so that a more coordinated emergency response can be mobilized centrally.



Basic Surface Mounted Cabinet

Item # 989803136531

Dimensions:

16.5" (42 cm) w, 15" (38 cm) h, 6" (15 cm) d



Premium Surface Mounted Cabinet

Item # PFE7024D

Dimensions:

16" (41 cm) w, 22.5" (57 cm) h, 6" (15 cm) d



Premium Semi-recessed Cabinet

Item # PFE7023D

Dimensions:

Recessed Compartment
14" (36 cm) w, 22" (56 cm) h, 6" (15 cm) d

Footprint on wall

16.5" (42 cm) w, 24.5" (62 cm) h, 2.5" (6 cm) d

* The Americans with Disabilities Act requires that objects not protrude more than 4" into foot traffic areas of open aisles and walkways unless the object's bottom edge is no higher than 27" from the ground.

SMART Pads Cartridges



Adult SMART Pads Cartridge

Item # M5071A

HeartStart Adult SMART Pads are appropriate for cardiac arrest victims weighing 55 pounds (25 kg) or more.



Infant/Child SMART Pads Cartridge

Item # M5072A

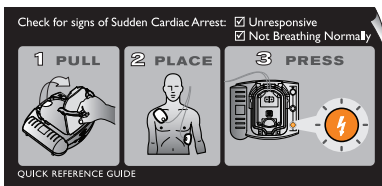
Children under 8 years of age or weighing less than 55 pounds (25 kg), including infants, should be treated using HeartStart Infant/Child SMART Pads, if available. These pads instruct the defibrillator to provide voice instructions appropriate for a pediatric patient, and to

1. Tang, et al. Pediatric Fixed Energy Biphasic Waveform Defibrillation Using a Standard AED and Special Pediatric Electrodes. Supplement to Circulation, Vol 102, No 18, October 31, 2000, II-437.

2. Cecchin, et al. Is Arrhythmia Detection by Automatic External Defibrillator Accurate for Children? Sensitivity and Specificity of an AED Algorithm in 696 Pediatric Arrhythmias. Circulation 2001; 103:2483-2488, May 22, 2001.

reduce the energy of its shock from 150 to 50 Joules (J), a more appropriate dosage.^{1,2} The Infant/Child Pads cartridge is marked with an indication of patient weight and with a teddy bear icon for easy identification. Purchase of this product requires a prescription.

Additional accessories



Quick Reference Guide

Item # M5066-97800

The Quick Reference Guide provides a brief overview of defibrillator operation. Its short captions and straightforward drawings break down each step of the defibrillation process.



Fast Response Kit

Item # 68-PCHAT

The Fast Response Kit contains tools and supplies typically needed for patient care and personal protection: two pairs of hypoallergenic nitrile gloves, a pocket breathing mask, paramedic scissors, a chest hair razor, and a large extra-absorbent paper towel. These items are housed in a zippered pouch which attaches securely to the handle of the carry case.

Dimensions:

9.5" (24 cm) w, 5.5" (14 cm) h



Long-life Battery

Item # M5070A

The OnSite Defibrillator uses a disposable, lithium manganese dioxide, long-life battery with a five-year shelf life plus a (typical) four-year installed life. A spare battery should be stored with the defibrillator. Additional batteries should be purchased for defibrillators used frequently for training and/or demonstrations.

Training tools



Training Cartridges

Item # M5073A (Adult)

Item # M5074A (Infant/Child)

To facilitate training on the OnSite Defibrillator, Adult and Infant/Child Training Pads Cartridges are available. These special purpose pads are installed in the HeartStart OnSite and the HeartStart Trainer. When installed in the OnSite, they suspend the defibrillator's ability to deliver a shock and activate its training mode, enabling the user to run any of eight emergency scenarios. Depending on which cartridge is used – Adult or Infant/Child – the defibrillator's voice instructions, including cardiopulmonary resuscitation (CPR) coaching, will be appropriate for treating the simulated victim.

Each training pads cartridge consists of a removable clear protective lid with a handle, a resealable film cover, and a pair of reusable adhesive pads.* It is packaged with a Pads Placement Guide (either Adult or Infant/Child) and illustrated instructions for installing the cartridge, using the Pads Placement Guide, and repackaging the cartridge after using it. A training pads cartridge can also be used on a manikin, connected with an internal (M5088A) or external (M5089A) manikin adapter.



HeartStart Trainer

Item # M5085A

For training many responders simultaneously, the Philips HeartStart Trainer is a flexible and economical solution. The HeartStart Trainer helps your responders learn to use the OnSite Defibrillator. With voice instructions matching those of the OnSite Defibrillator and eight preconfigured scenarios, the Trainer simulates how the defibrillator would operate during real-life situations the responders might encounter.

The HeartStart Trainer comes with a nylon carrying case, one reusable Adult Training Pads Cartridge (M5073A) and one External Manikin Adapter. Optional accessories include the Internal Manikin Adapter (M5088A) for use on selected manikins, the External Manikin Adapter 10-pack (M5089A) for use on all manikins, the Adult Pad Placement Guide (M5090A), and the Infant/Child Training Pads Cartridge (M5074A).

Instructor's Training Toolkit

Item # M5066-89100

The training toolkit includes instructional aids such as videos on DVD and presentations on CD for teaching groups of people to operate the HeartStart OnSite defibrillator.

* Replacement pads are available for training cartridges: Adult, M5093A and Infant/Child, M5094A.

Data management

Philips provides a broad range of tools to help you efficiently and effectively configure your HeartStart Defibrillators and then download, transmit, share, analyze, and report resuscitation data, so you and your medical director can fine tune your response to cardiac emergencies. Whether you manage a community public access program, a school AED program, a corporate emergency response team, an EMS system, or your hospital's resuscitation committee, the Event Review software suite has the tools you need to manage your defibrillator data.

HeartStart Review Express

Our simplest data management product for a quick look at defibrillator data, Review Express lets you download an ECG from your defibrillator, view it and print it. The program can be downloaded from the Philips data management website at no charge. (www.medical.philips.com/goto/eventreview)



Data Messenger

Item # PN 861451 Opt A01

HeartStart Data Messenger helps you move defibrillator cases to where they need to be. Its ideal for fire departments and EMS organizations who want to download defibrillator cases from their AEDs and forward them on to a central data administrator or medical director for retrospective review on Event Review or Event Review Pro. You can configure it to operate automatically in the background. Alternatively, you can configure it to be an easy-to-use wizard that guides you step by step in downloading, viewing and forwarding cases. Runs on a PC or Smartphone.

Event Review

Item # M3834A (single PC)
or 989803141811 (organization-wide)

Event Review allows you to download patient data from your defibrillator, and view it on your PC screen, annotate it with your comments, and add basic response and patient status information. You can save the case to a file or to a database, allowing ad hoc case queries, and case reports. You can also configure your OnSite with Event Review.* It is available with single PC pricing or unlimited organization-wide pricing.

Event Review Pro

Item # 861431 Option A01 – Single PC
Item # 861431 Option A03 – Site license

Event Review Pro is our comprehensive case management tool for the most demanding data managers and medical directors, with even more detailed data entry screens to record every aspect of the response, including detailed response times, interventions, and patient observations. In addition to the individual case reports, you get Utstein reporting and graphical summaries of your system's overall response times to help you manage your service levels more efficiently.



The Infrared Data Cable

Item # ACT-IR

Connected to a PC running HeartStart Review Express, Review Express Connect, Event Review or Event Review Pro, the Infrared Data Cable allows you to retrieve patient data from your OnSite Defibrillator for permanent storage as well as for viewing and reporting.

HeartStart Configure

Item #989803143041

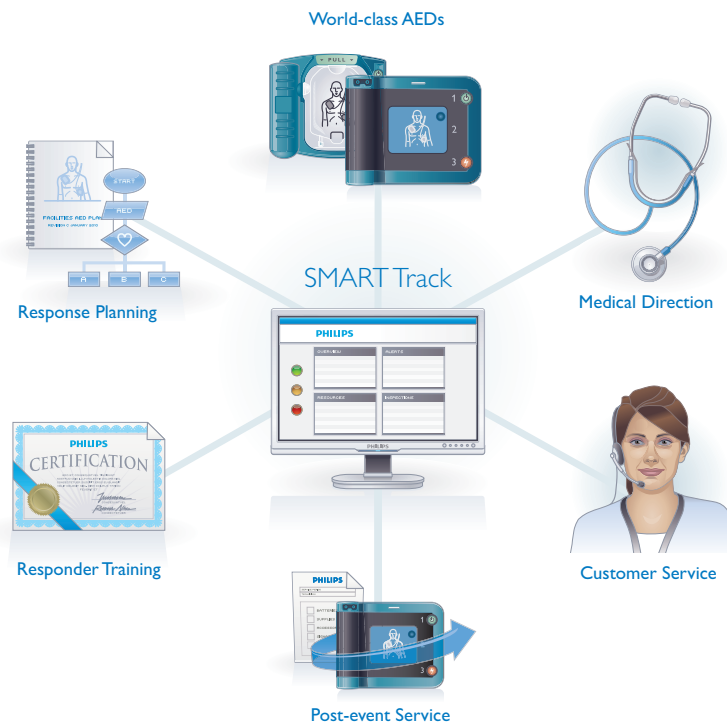
HeartStart Configure enables you to review and change the configuration of your FRx or HS1 using your Pocket PC.* You can retrieve the current configuration from your defibrillator, reset the configuration to default values or revise individual settings according to your medical director's preferences, and transmit them to the defibrillator. To more efficiently manage configuration for your defibrillator program, you can save values to a file on your Smartphone. This lets you transmit the same configuration to all your AEDs as well as maintain a record of allowable settings.

* Changes to default values should be done only by authorized personnel under the oversight of a medical professional. Purchase of this product requires a prescription.

HeartStart AED Services*

We provide management tools and resources to support the needs of your AED program. Whatever your needs, we will work with you to find the services that are right for your situation. We can help you seamlessly manage important components of your AED program, including:

- SMART Track online program management
- Medical direction
- Training
- Maintenance
- Regulatory support
- Post-event support
- Customer service



Philips can help you implement a successful AED program at a single site or at multiple sites globally.

*Where available.

Please visit www.philips.com/OnSite



© 2010 Koninklijke Philips Electronics N.V.
All rights are reserved.

Philips Healthcare reserves the right to make changes in specifications and/or to discontinue any product at any time without notice or obligation and will not be liable for any consequences resulting from the use of this publication.

Philips Healthcare is part of Royal Philips Electronics

www.philips.com/healthcare
healthcare@philips.com

HeartStart Defibrillators
+1 978 659 3332
800 263 3342 (toll free, US only)

Printed in The Netherlands
4522 962 61641 * JUN 2010