



High Color Rendering, High Efficacy, Long Life Lamps

PL-C Cluster 2-Pin Base

Philips Linear Compact Fluorescent Lamps offer designers, specifiers and end-users new levels of efficiencies and versatility in sizes, configurations and application possibilities. With so many elegant fixtures available to complement their small size, high light output and advanced technology, Philips Energy Advantage lamps are fast becoming the preferred choice when maximum efficiency and sleek design solutions are required.

Benefits

- Enhanced performance - 80% light output between 55° and 127 F*
- Sustainable lighting solution.
- Compact quad tube design

Features

- Enhanced Performance
- Quad Tube Design
- 10,000 Hour Rated Average Life*
- ALTO® Lamp Technology
- Available in: 13,18,26 watts with 2700,3000,3500,and 4100 color temperatures

Application

- Ideal for downlights and wall washers in general lighting; wall sconces in decorative lighting.

Related products



13W, G24d-1, 2P



18W, G24d-2, 2P

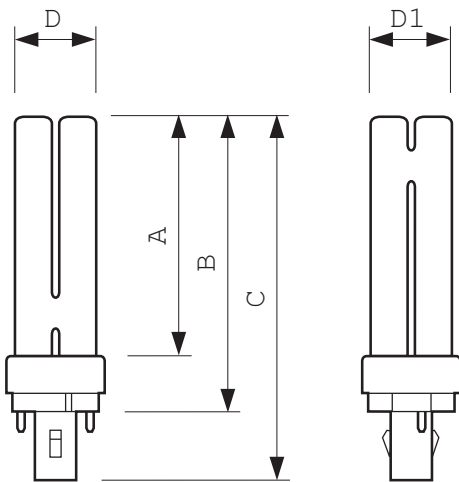


26W, G24d-3, 2P



GX23-2, 2P

Dimensional drawing



PL-C ALTO 13W/827/2P 1CT

Product	A (Max)	B (Max)	C (Max)	D (Max)	D1 (Max)
PL-C ALTO 13W/827/2P	97.7	116.0	138.4	27.1	27.1
PL-C ALTO 18W/827/2P	109.7	128.0	150.4	27.1	27.1
PL-C ALTO 18W/830/2P	109.7	128.0	150.4	27.1	27.1
PL-C ALTO 18W/835/2P	109.7	128.0	150.4	27.1	27.1
PL-C ALTO 18W/840/2P	109.7	128.0	150.4	27.1	27.1
PL-C ALTO 26W/827/2P	130.7	149.0	171.4	27.1	27.1
PL-C ALTO 26W/830/2P	130.7	149.0	171.4	27.1	27.1
PL-C ALTO 26W/835/2P	130.7	149.0	171.4	27.1	27.1
PL-C ALTO 26W/840/2P	130.7	149.0	171.4	27.1	27.1

General Characteristics

Product number	Full product name	Base	RatedAvgLife(See Family Notes)
383141	PL-C ALTO 13W/827/2P 1CT	G24d-1	-
383166	PL-C ALTO 18W/827/2P 1CT	G24d-2	-
383174	PL-C ALTO 18W/830/2P 1CT	G24d-2	-
383182	PL-C ALTO 18W/835/2P 1CT	G24d-2	-
383190	PL-C ALTO 18W/840/2P 1CT	G24d-2	-
383216	PL-C ALTO 26W/827/2P 1CT	G24d-3	-
383224	PL-C ALTO 26W/830/2P 1CT	G24d-3	-

Product number	Full product name	Base	RatedAvgLife(See Family Notes)
383232	PL-C ALTO 26W/835/2P 1CT	G24d-3	-
383240	PL-C ALTO 26W/840/2P 1CT	G24d-3	-
383109	PL-C ALTO 13W/827 1CT	GX23-2	10000 hr
383117	PL-C ALTO 13W/830/2P 1CT	GX23-2	10000 hr
383125	PL-C ALTO 13W/835/2P 1CT	GX23-2	10000 hr
383133	PL-C ALTO 13W/841 1CT	GX23-2	10000 hr

Installation diagrams

G24d-1

G24d-2

G24d-3

Light Technical Characteristics

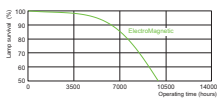
Product number	Full product name	Color Code	Color Designation	Initial Lumens	Chromaticity Coordinate X	Chromaticity Coordinate Y	Color Rendering Index	Lumen Maintenance 2000h	Lumen Maintenance 5000h	Luminous Efficacy Lamp EM	Color Temperature
383141	PL-C ALTO 13W/ 827/2P 1CT	827	Incandescent White	-	455 -	415 -	82 Ra8	-	-	-	2700 K
383166	PL-C ALTO 18W/ 827/2P 1CT	827	Incandescent White	-	462 -	415 -	82 Ra8	-	-	-	2700 K
383174	PL-C ALTO 18W/ 830/2P 1CT	830	Warm White	-	435 -	400 -	82 Ra8	-	-	-	3000 K
383182	PL-C ALTO 18W/ 835/2P 1CT	835	White	-	409 -	394 -	82 Ra8	-	-	-	3500 K
383190	PL-C ALTO 18W/ 840/2P 1CT	841	Cool White	-	381 -	380 -	82 Ra8	-	-	-	4100 K
383216	PL-C ALTO 26W/ 827/2P 1CT	827	Incandescent White	-	455 -	415 -	82 Ra8	-	-	-	2700 K
383224	PL-C ALTO 26W/ 830/2P 1CT	830	Warm White	-	435 -	400 -	82 Ra8	-	-	-	3000 K
383232	PL-C ALTO 26W/ 835/2P 1CT	835	White	-	409 -	394 -	82 Ra8	-	-	-	3500 K
383240	PL-C ALTO 26W/ 840/2P 1CT	841	Cool White	-	379 -	380 -	82 Ra8	-	-	-	4100 K
383109	PL-C ALTO 13W/827 1CT	827	Incandescent White	760 Lm	458 -	418 -	82 Ra8	90 %	81 %	61 Lm/W	2700 K
383117	PL-C ALTO 13W/ 830/2P 1CT	830	Warm White	740 Lm	441 -	412 -	82 Ra8	90 %	81 %	58 Lm/W	3000 K
383125	PL-C ALTO 13W/ 835/2P 1CT	835	White	760 Lm	409 -	394 -	82 Ra8	90 %	81 %	61 Lm/W	3500 K
383133	PL-C ALTO 13W/841 1CT	841	Cool White	760 Lm	383 -	387 -	80 Ra8	90 %	81 %	61 Lm/W	4100 K

Electrical Characteristics

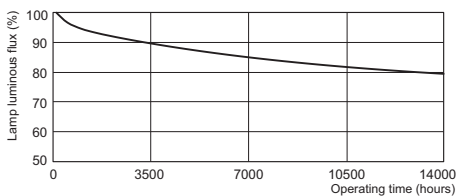
Product number	Full product name	Watts	Lamp Wattage	Lamp Voltage	Lamp Current EM	Dimmable
383141	PL-C ALTO 13W/ 827/2P 1CT	13 W	-	-	-	No
383166	PL-C ALTO 18W/ 827/2P 1CT	18 W	-	-	-	No
383174	PL-C ALTO 18W/ 830/2P 1CT	18 W	-	-	-	No
383182	PL-C ALTO 18W/ 835/2P 1CT	18 W	-	-	-	No
383190	PL-C ALTO 18W/ 840/2P 1CT	18 W	-	-	-	No
383216	PL-C ALTO 26W/ 827/2P 1CT	26 W	-	-	-	No
383224	PL-C ALTO 26W/ 830/2P 1CT	26 W	-	-	-	No

Product number	Full product name	Watts	Lamp Wattage	Lamp Voltage	Lamp Current EM	Dimmable
383232	PL-C ALTO 26W/ 835/2P 1CT	26 W	-	-	-	No
383240	PL-C ALTO 26W/ 840/2P 1CT	26 W	-	-	-	No
383109	PL-C ALTO 13W/827 1CT	13 W	12.7 W	56 V	0.290 A	No
383117	PL-C ALTO 13W/ 830/2P 1CT	13 W	12.7 W	56 V	0.290 A	No
383125	PL-C ALTO 13W/ 835/2P 1CT	13 W	12.7 W	56 V	0.290 A	No
383133	PL-C ALTO 13W/841 1CT	13 W	12.7 W	56 V	0.290 A	No

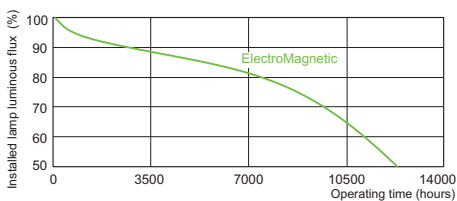
Performance diagrams



Life Expectancy 3 h cycle



Lumen Maintenance 3h + 12 h cycle



Service Lifetime 3 h cycle

Environmental Characteristics

Product number	Full product name	Mercury (Hg) Content
383141	PL-C ALTO 13W/827/2P 1CT	1.4 mg
383166	PL-C ALTO 18W/827/2P 1CT	1.4 mg
383174	PL-C ALTO 18W/830/2P 1CT	1.4 mg
383182	PL-C ALTO 18W/835/2P 1CT	1.4 mg

Product number	Full product name	Mercury (Hg) Content
383190	PL-C ALTO 18W/840/2P 1CT	1.4 mg
383216	PL-C ALTO 26W/827/2P 1CT	1.4 mg
383224	PL-C ALTO 26W/830/2P 1CT	1.4 mg

Product number	Full product name	Mercury (Hg) Content
383232	PL-C ALTO 26W/835/2P 1CT	1.4 mg
383240	PL-C ALTO 26W/840/2P 1CT	1.4 mg
383109	PL-C ALTO 13W/827 1CT	1.4 mg
383117	PL-C ALTO 13W/830/2P 1CT	1.4 mg

Product number	Full product name	Mercury (Hg) Content
383125	PL-C ALTO 13W/835/2P 1CT	1.4 mg
383133	PL-C ALTO 13W/841 1CT	1.4 mg



© 2012 Koninklijke Philips Electronics N.V.
All rights reserved.

Specifications are subject to change without notice. Trademarks are the property of Koninklijke Philips Electronics N.V. or their respective owners.

www.philips.com/lighting

2012, November 10
data subject to change