



Essential LEDtube

ESSENTIAL LEDtube 600mm 9W840 T8 AP I

Essential LEDtube is an affordable LED tube that is suitable for replacing T8 fluorescent lamps. The product provides a natural lighting effect for use in general lighting applications, as well as instant energy savings – an environmentally friendly solution.

Product data

• General Characteristics

Main Application	Industrial
Cap-Base	G13
Rated Lifetime	30000 hr
Nominal Lifetime hours	30000 hr

• Light Technical Characteristics

Colour Code	840
Beam Angle	150 D
Correlated Colour Temperature	4000 K
Luminous Flux	800 Lm
Colour rendering index	80
Rated Luminous Flux	800 Lm
LLMF - end nominal lifetime	70 %
Colour consistency	6 steps
Rated Beam Angle	150 D

• Electrical Characteristics

Wattage	9 W
Voltage	220-240 V
Line Frequency	50/60 Hz
Power Factor	0.9 (min) -
Dimmable	No
Rated Wattage	9.0 W
Starting Time	0.5 (max) s
Warm-up Time to 60% Light Outp	instant full light
Energy saving product	Yes
Suitable for accent lighting	No

• Temperature Characteristics

T-case maximum	53 (max) C
Operating temperature	-20 (min), 45 (max) C
T-Storage	-40 (min), 65 (max) C

• Environmental characteristics

Energy Efficiency Label (EEL)	A+
Energy consumption kWh/1000h	9 kWh

• Measuring Conditions

Switching cycle	50000X
-----------------	--------

• Product Dimensions

Length A1	588.5 mm
Fixing Hole Distance A2 Length	595.5 mm
Length A3	602.5 mm
Mounting hole diameter	25.68 mm
Circular outline dimension	28 mm

• Approval & Application Chars

VDE marking	No
CE marking	Yes
UL certificate	No
RoHS compliance	Yes



PHILIPS

Essential LEDtube

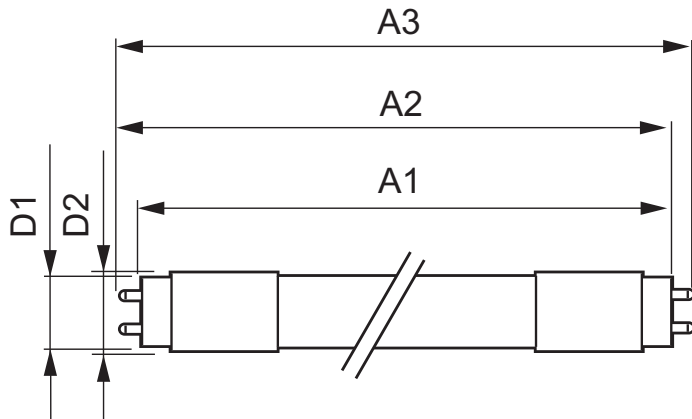
KEMA Keur certificate Yes

• Product Data

Order code 425169 00
 Full product code 871869642516900
 Full product name ESSENTIAL LEDtube 600mm 9W840 T8 AP I
 Order product name ESSENTIAL LEDtube 600mm 9W840 T8 AP I


Pieces per pack 1
 Packing configuration 10
 Packs per outerbox 10
 Bar code on pack - EAN1 8718696425169
 Bar code on outerbox - EAN3 8718696425176
 Logistic code(s) - 12NC 929001128008
 Net weight per piece 0.180 kg

Dimensional drawing



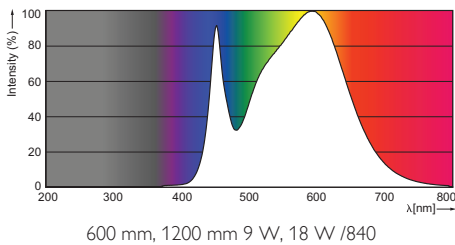
ESSENTIAL LEDtube 600mm 9W840 T8 AP I

Product	A1 (Norm)	A2 (Norm)	A3 (Norm)	D1 (Norm)	D2 (Norm)
TLED 600mm 9W840 T8 AP I	588.5	595.5	602.5	25.68	28



G13

Photometric data



© 2015 Koninklijke Philips N.V. (Royal Philips)
 All rights reserved.

Specifications are subject to change without notice. Trademarks are the property of Koninklijke Philips N.V. (Royal Philips) or their respective owners.

www.philips.com/lighting

2015, October 12
 data subject to change