

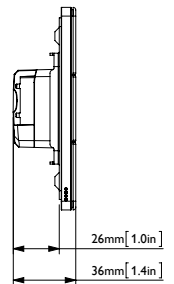
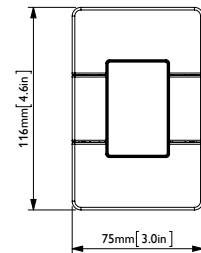
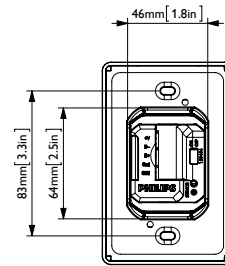


PADPA AntumbraDisplay User Interfaces

The most flexible user interface solution available

The AntumbraDisplay user interface incorporates the latest in field effect technology. The contemporary design features a number of button configurations, with each button capable of local or site-wide control functions and a central LCD display to present multiple pages of functions and systems information. The PADPA range is suitable for, but not limited to, North American, South American, Australian and New Zealand markets.

- Field effect technology — The user interface detects an approaching user and 'wakes up', initiating a wall-wash lighting effect to encourage interaction.
- Supplied as two components — The Application Module contains buttons, rim, base and mounting plate, which can be mixed and matched to suit décor. The Communication Module contains all of the logical and network functions and is pre-programmed off-site, allowing commissioning to commence prior to finish options being finalized.
- Hidden sensory inputs — An internal light sensor measures ambient light and adjusts light-wash effect accordingly. A built-in temperature sensor automatically adjusts air conditioning when integrated into the system.
- Multiple language and icon labeling — Display labeling language choices include English, Chinese and Arabic. A library of common icons transcends language barriers, which is particularly useful in hospitality applications. Button labeling not available.
- Central LCD — Allows for display of system information including temperature, time, channel level and current scene. Button function can change when navigating between up to 16 pages.
- Selection of rim and fascia options — Allows décor matching to suit any environment.



For detailed product information, please refer to the product information pages at www.philips.com/dynalite and follow the links.

Specifications

Due to continuous improvements and innovations, specifications may change without notice.

Item	Specification	Details
Electrical	DyNet DC Supply	12 - 24VDC SELV/Class 2, max 60mA @ 12VDC, max 35mA @ 24VDC typ. Stand-by power: <0.15W
	Control Inputs	RS-485 DyNet serial port
Control	Temperature Sensing	5 to 40° C ± 1.5° C
	Field Effect Detection	Range: ~15 cm (~6")
Physical	Dimensions (H x W x D)	116 mm x 75 mm x 36 mm (4.6" x 3.0" x 1.4")
	Packed Weight	0.2 kg
	Termination	One 5-way removable screw terminal
	Operating Conditions	Temperature: -5 to 50° C ambient Humidity: 0 to 90% non-condensing
	Storage & Transport	Temperature: -25 to 60° C ambient Humidity: 0 to 90% non-condensing
Compliance	Certification	CE, C-Tick, FCC, ICES, EN50491-3
	IP Rating	IP22
Options & Ordering		Contact your local Philips representative for ordering information.

Ordering Information

Ordering an operational Antumbra UI requires ordering both the Application Module and the Communication Module. An online ordering tool is available on the website below allowing configuration with different button and rim finishes.

The online configuration tool also allows for button labeling details. Once an Antumbra has been configured, a full preview is available and the part number details provided for ordering purposes. Submission of the generated order form is required to process an order for labeled Antumbra user interfaces.

<http://www.aprapps.lighting.philips.com/antumbra>

Application Module Ordering

PADPA-WW

Button Finish

Rim Finish

W = White
M = Magnesium
S = Silver
A = Aluminum

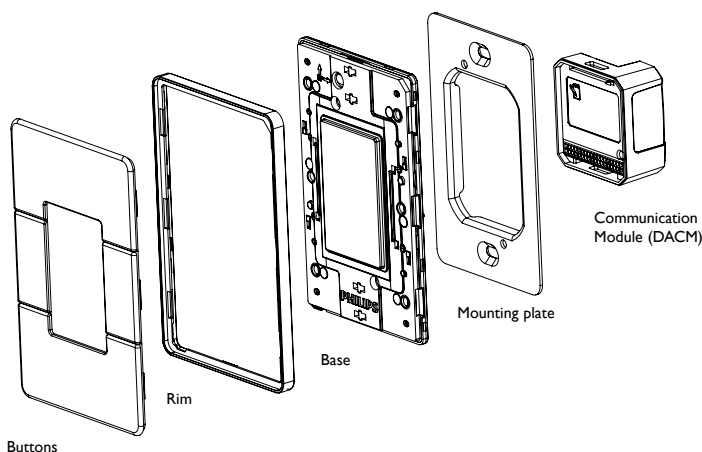
W = White
M = Magnesium
C = Chrome
A = Aluminum



Communication Module Ordering

Description	Order Code
DyNet module for Dynalite compatibility. Note: One required for each Application Module ordered.	DACM

Exploded Diagram



Communication Module (DACM)

The Communication Module is common across all interfaces in the Antumbra series and is a self-contained unit with all the logical and network functions required for any DyNet project. This device can be pre-programmed off-site without the Application Module, allowing the commissioning process to begin before the final finish options have been chosen. Communication Modules can then be installed and wired months before the final Application Modules are installed, thereby protecting them from damage during construction, while allowing for wiring, commissioning and testing.

Application Module

The Application Module contains the buttons, rim, base and mounting plate. The two visible components of the module (buttons & rim) are available in a range of different finishes. The base component contains all the sensors and indicators, which are enclosed by a rubber envelope to give an IP22 rating. A metal mounting plate supports the whole Antumbra structure so that it operates perfectly every time.



Philips Dynalite
6 / 691 Gardeners Road
Mascot, NSW 2020
Australia
Tel: +61 2 8338 9899
Email: dynalite.info@philips.com
Web: www.philips.com/dynalite

Specifications subject to change without notice. ©WMGD Pty Ltd Trading as Dynalite. Unit 6, 691 Gardeners Road Mascot 2020 Australia. ABN 33 097 246 921. All rights reserved. Dynalite, DyNet and associated logos are the registered trademarks of WMGD Pty Ltd. Not to be reproduced without permission.