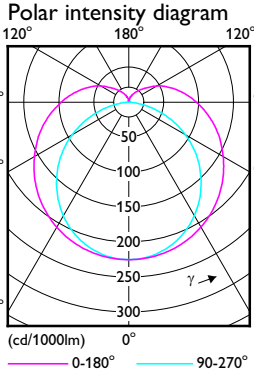


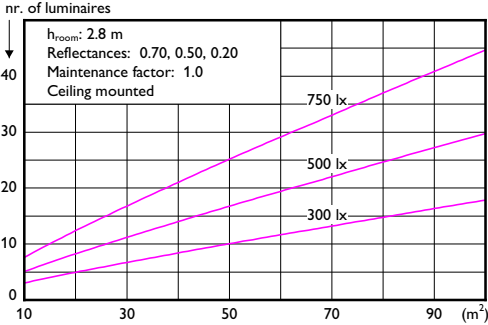
1 x TLED 18W 6500K 160D 9290011883

1 x 2100 lm



Light output ratio 1.00  
 Service upward 0.17  
 Service downward 0.83  
 CIE flux code 38 66 86 83 100  
 UGRcen (4Hx8H, 0.25H) 25

Quantity estimation diagram

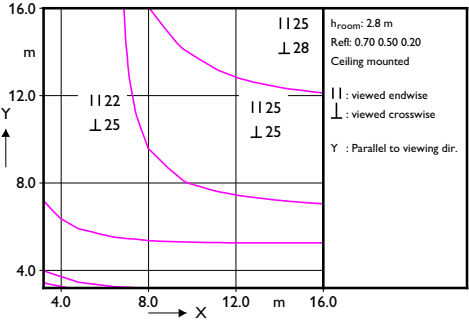


Utilisation factor table

Room Index k	Reflectances (%) for ceiling, walls and working plane (CIE)												
	0.80			0.70			0.50			0.30			0.00
	0.80	0.80	0.70	0.70	0.70	0.70	0.50	0.50	0.30	0.30	0.30	0.00	
0.30	0.10	0.10	0.30	0.20	0.10	0.10	0.10	0.10	0.10	0.10	0.10	0.00	
0.60	0.42	0.40	0.40	0.39	0.38	0.31	0.29	0.25	0.28	0.24	0.20		
0.80	0.51	0.48	0.49	0.48	0.47	0.39	0.37	0.32	0.35	0.30	0.26		
1.00	0.60	0.55	0.57	0.55	0.53	0.46	0.43	0.38	0.41	0.36	0.32		
1.25	0.67	0.62	0.65	0.62	0.60	0.52	0.49	0.44	0.46	0.42	0.37		
1.50	0.74	0.67	0.70	0.67	0.65	0.57	0.54	0.49	0.51	0.47	0.41		
2.00	0.83	0.74	0.79	0.75	0.72	0.65	0.62	0.57	0.58	0.54	0.48		
2.50	0.90	0.79	0.85	0.81	0.77	0.71	0.67	0.62	0.63	0.59	0.53		
3.00	0.94	0.83	0.90	0.85	0.80	0.75	0.70	0.67	0.66	0.63	0.57		
4.00	1.01	0.87	0.96	0.90	0.84	0.80	0.75	0.72	0.71	0.68	0.62		
5.00	1.05	0.90	1.00	0.93	0.87	0.83	0.79	0.76	0.74	0.71	0.65		

Ceiling mounted

UGR diagram



Luminance Table

Plane Cone	0.0	15.0	30.0	45.0	60.0	75.0	90.0
45.0	8115	8127	8254	8535	9106	10252	12519
50.0	7754	7753	7856	8082	8595	9750	12207
55.0	7422	7409	7480	7666	8112	9148	11773
60.0	7126	7098	7142	7281	7598	8494	11238
65.0	6857	6827	6865	6896	7088	7772	10540
70.0	6652	6605	6586	6548	6595	6982	9632
75.0	6443	6385	6340	6237	6135	6131	8375
80.0	6268	6202	6139	5974	5723	5258	6592
85.0	6130	6058	5980	5770	5397	4482	4092
90.0	6038	5961	5876	5640	5197	4013	1301

(cd/m<sup>2</sup>)