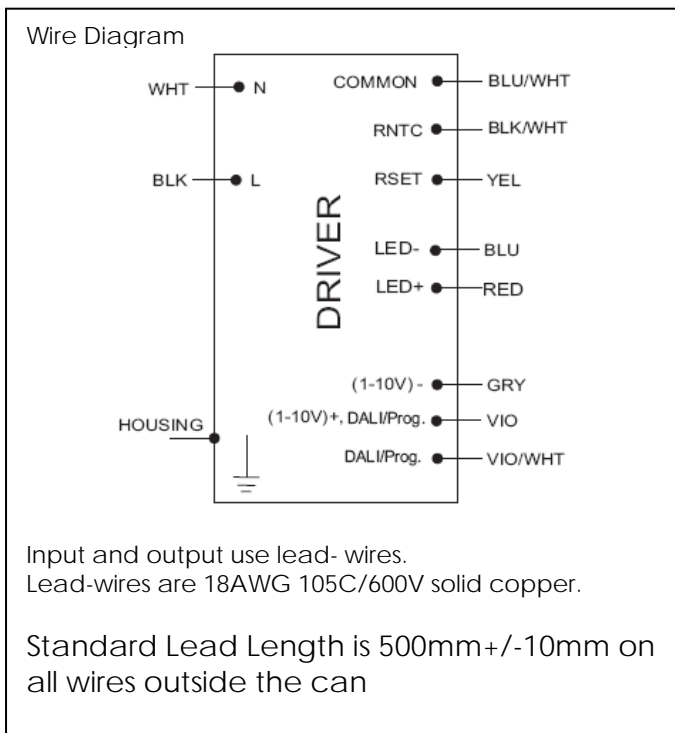


## Electrical Specifications

<b>9290 007 02202</b>	
Brand Name	XITANIUM
Description	Xitanium 150W .35-.7A Prog GL sXt
Input Voltage	120~200~240~277
Input Frequency	50/60Hz
RoHS	Yes
Approbations	UL, CSA, CE, ENEC
Status	Active

Output Power (W)	Output Voltage (V)	Output Current (A)	Efficiency@ Max Load			Max Case Temp. (°C)	Input Current				Max. Input Power (W)	Inrush Current (A <sub>in</sub> /50%-μs)		TH D @ Max Load (%)	Power Factor @ Max Load	Surge Protection Common/Diff (kV)	Weight (Lbs/kgs)	Envir. Protection Rating
			120 V	230 V	277 V		120	200	240	277		120 Vin	58/140					
150	125 ~ 280	0.350 ~ 0.70	91.5	93.0	93.0	80 °C	1.2	2.0	2.4	2.7	165	230 Vin	108/140	20	>0.95	3/3	2.8/ 1.27	UL Dry & Damp; IP66
			1.4	0.85	0.7		0.6	277 Vin	126 / 140									



Dimming Method	Dimming Range	Minimum Output Current (A)	Other Comments
1-10V Isolated	10% ~ 100%	0.05	Dimming source current: 150 μA
DALI	1 ~ 255	10% ~ 100%	Linear or Logarithmic variation

## Enclosure



	in. (mm)
Case Length	8.38 (211.1)
Case Width	2.35 (59.1)
Case Height	1.47 (37.1)
Mounting Length	9.0 (226.2)
Mounting Width	1.7 (42.9)
Overall Length	9.54 (240.5)



Revised 09/01/2016

## PHILIPS LIGHTING ELECTRONICS N.A.

10275 WEST HIGGINS ROAD · ROSEMONT, IL 60018  
 Tel: 800-322-2086 · Fax: 888-423-1882 · www.philips.com/advance  
 Customer Support/Technical Service: 800-372-3331 · OEM Support: 866-915-5886



## Electrical Specifications

<b>9290 007 02202</b>	
Brand Name	XITANIUM
Description	Xitanium 150W .35-.7A Prog GL sXt
Input Voltage	120~200~240~277
Input Frequency	50/60Hz
RoHS	Yes
Approbations	UL, CSA, CE, ENEC
Status	Active

Product Data	
Ambient Temp Range	-40C to +55C
Corresponding Tcase	-15C to +80C
Envir. Protection Rating	UL Dry & Damp; IP66
Life @ TC 70C	100000 hr [nom] refer to graph below
Life @ TC 80 C	50000 hr [nom] refer to graph below
LED Current Tolerance	+/-5%
Earth leakage current	0.7 mA [max]
Mains voltage safety (AC)	+/-10%
Mains voltage performance (AC)	+/-10%
Min. Mains voltage operational	108 V [min]
Output peak voltage	305V [max]
Output Current ripple	30% @ 700 mA (ripple = pk-pk/avg)
THD total	< 20%
THD 3 <sup>rd</sup> Harmonic	< 15%
PF @ Max Load	>0.95
Wire Isolation	All wires are Double isolated to ground
Protections	Short Circuit and Open Circuit Protection for LED + and LED-
Standby power	<0.5W at 230V, 50Hz input

### Installation & Application Notes:

#### Section I – Physical Characteristics

- 1.1 LED Driver shall be installed inside an electrical enclosure
- 1.2 Wiring inside electrical enclosure shall comply with 600V/105°C rating or higher.

#### Section II – Performance

- 2.1 LED Driver has a rated lifetime of 50,000 hours @ TC ≤80C.
- 2.2 LED Driver tolerates sustained open circuit and short circuit output conditions without damage.
- 2.3 LED Driver maximum allowable case temperature is 80°C – see product label for measurement location.
- 2.4 LED Driver reduces output power to LEDs if its case temperature exceeds >90°C –thermal protection and eventually reduces output current to zero.
- 2.5 LED Driver complies with the requirements of UL, CSA, CE, ENEC, CISPR 15 Ed 7.2.

#### Section III – UL Conditions of acceptability (UL File# 321253):

When installed in the end-use equipment, the following are among the considerations to be made:

- 3.1 The equipment shall be installed in compliance with the enclosure, mounting, spacing, casualty and segregation requirements of the ultimate application.
- 3.2 The driver case must be grounded in the end-use application.
- 3.3 The driver is suitable for use in “DAMP” and “DRY” locations.
- 3.4 The secondary and dimming circuit should be considered as part of the primary circuit in the end-use application. Apart from the DALI and 10 V circuits, dimming can also be achieved via an external non-variable resistor connected to the leads identified as R set and Common. The resistor value is dependent on the desired output current according to the product specification sheet and can range 620 to 1000000 Ohms for 300mA to 700mA output.
- 3.5 When the drivers are installed in the end-use application, the case temperature should not exceed the temperature limits specified in the following table:

Model No.	Input Voltage, Hz	Max. Case @ Tc, °C
929000702202	120-277, 50/60	80

- 3.6 The leakage current test should be repeated in the end device. In tests, as a Component, test results were higher than 0.5 MIU but lower than 0.75 MIU.

Revised 01/08/2013

### PHILIPS LIGHTING ELECTRONICS N.A.

10275 WEST HIGGINS ROAD · ROSEMONT, IL 60018

Tel: 800-322-2086 · Fax: 888-423-1882 · www.philips.com/advance

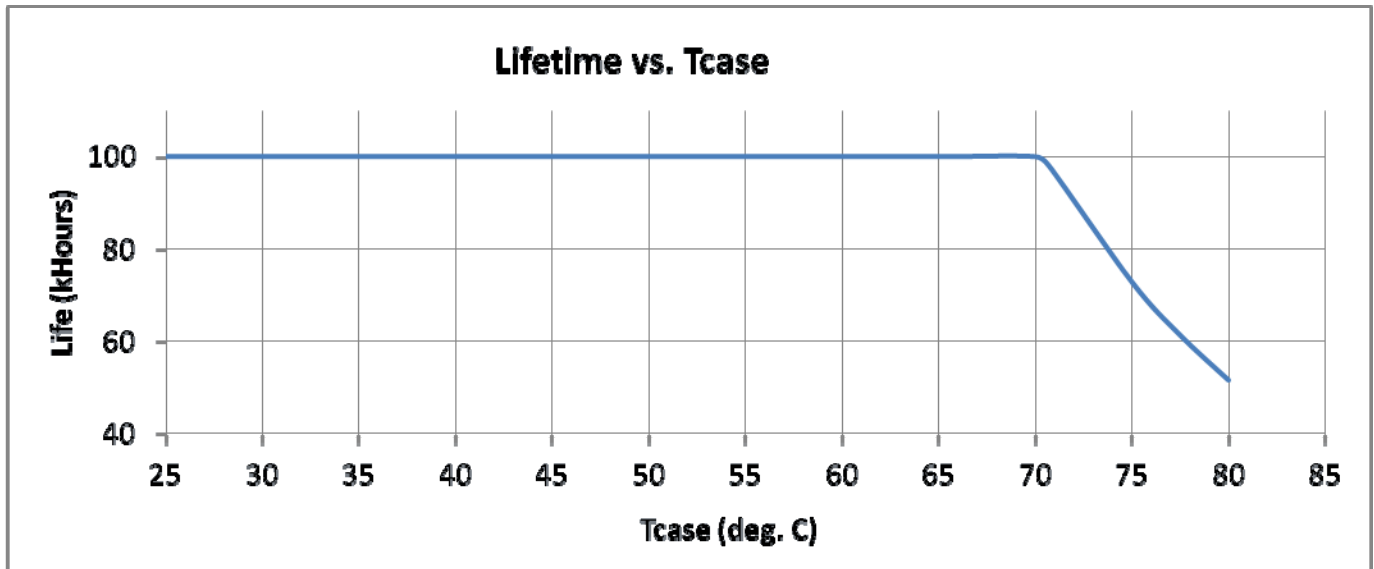
Customer Support/Technical Service: 800-372-3331 · OEM Support: 866-915-5886

## 9290 007 02202

Brand Name	XITANIUM
Description	Xitanium I50W .35-.7A Prog GL sXt
Input Voltage	120~200~240~277
Input Frequency	50/60Hz
RoHS	Yes
Approbations	UL, CSA, CE, ENEC
Status	Active

### Electrical Specifications

Lifetime vs. Tcase of  
Driver:



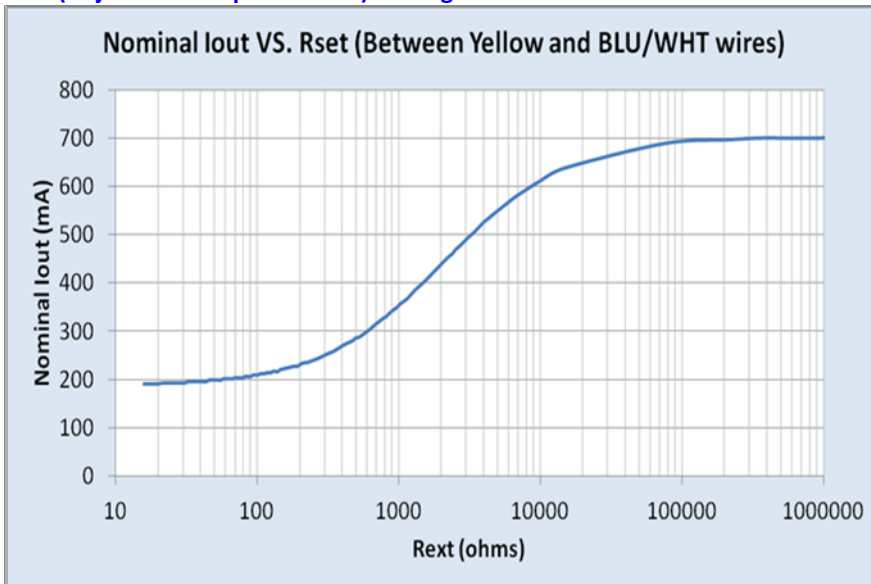
#### Failure Rate Info:

1. <0.01% per 1 kHr @ ≤ Tcase 70° C

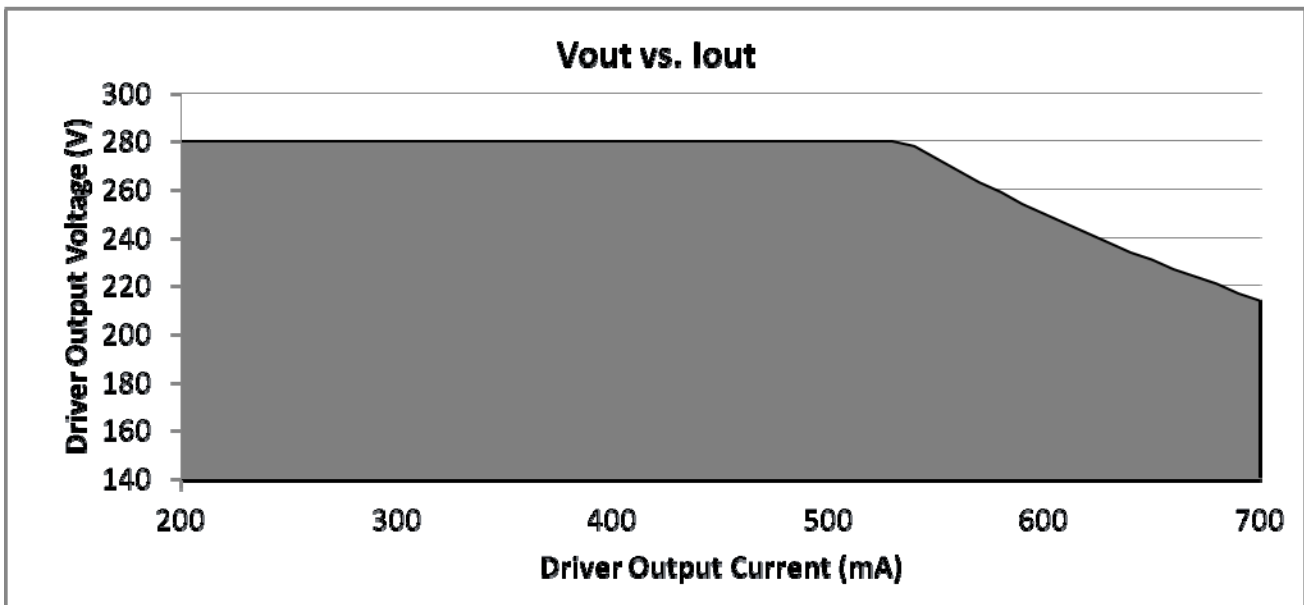
<b>9290 007 02202</b>	
Brand Name	XITANIUM
Description	Xitanium 150W .35-.7A Prog GL sXt
Input Voltage	120~200~240~277
Input Frequency	50/60Hz
RoHS	Yes
Approbations	UL, CSA, CE, ENEC
Status	Active

## Electrical Specifications

### AOC (Adjustable Output Current) Settings:



Rset (Ohms)	Current(mA)
1	191
100	214
620	309
910	347
935	350
1500	406
2200	455
3000	494
4115	530
4300	536
8200	599
18000	649
100000	691
1000000	700



Revised 01/08/2013



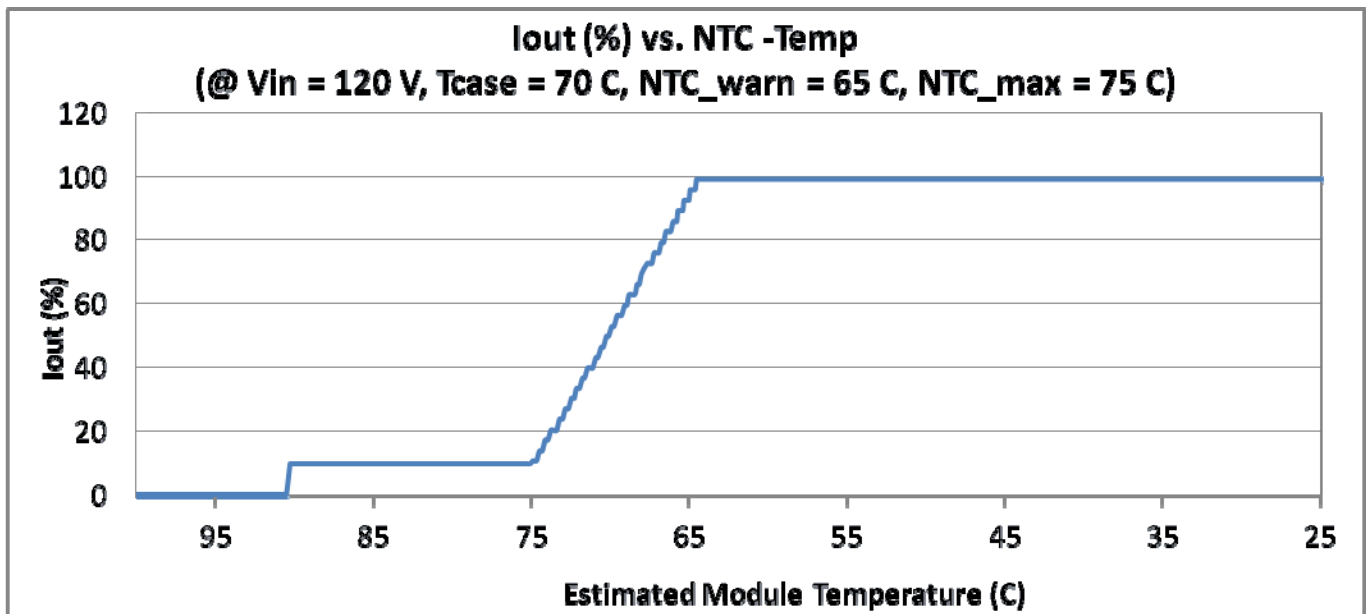
9290 007 02202	
Brand Name	XITANIUM
Description	Xitanium 150W .35-.7A Prog GL sXt
Input Voltage	120~200~240~277
Input Frequency	50/60Hz
RoHS	Yes
Approbations	UL, CSA, CE, ENEC
Status	Active

## Electrical Specifications

### Temperature Profile Settings:

Module Thermal protection can be implemented between 55C to 85 C.

NTC from Murata Part Number NCP18XH103J03RB has to be used.



Revised 01/08/2013

### PHILIPS LIGHTING ELECTRONICS N.A.

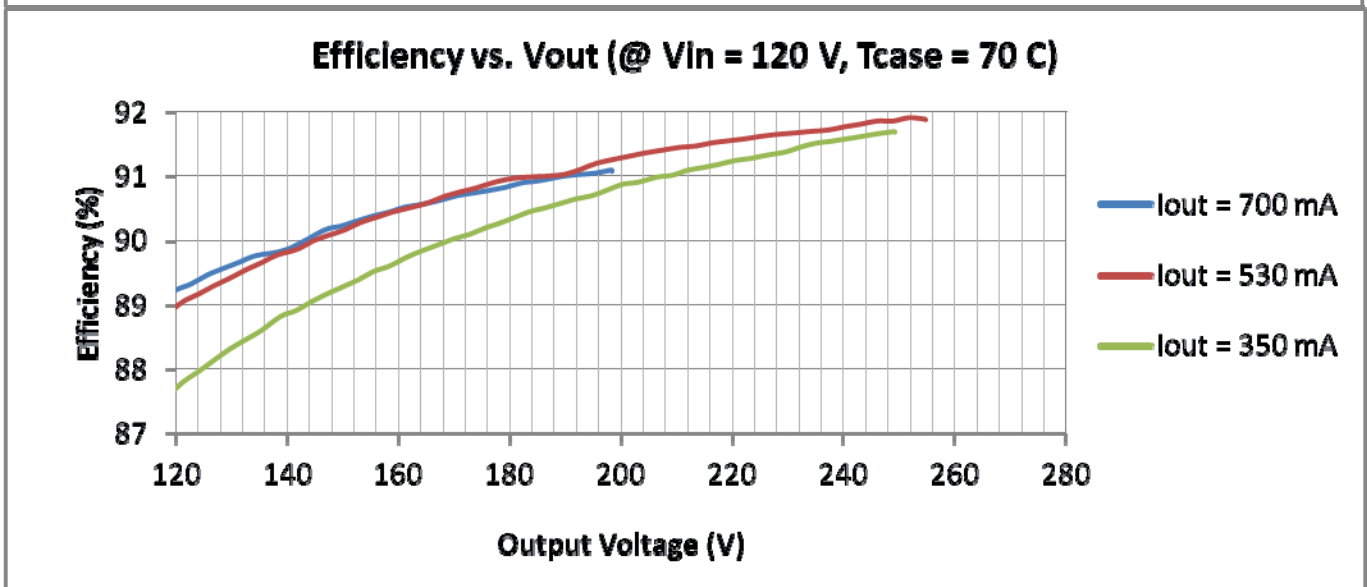
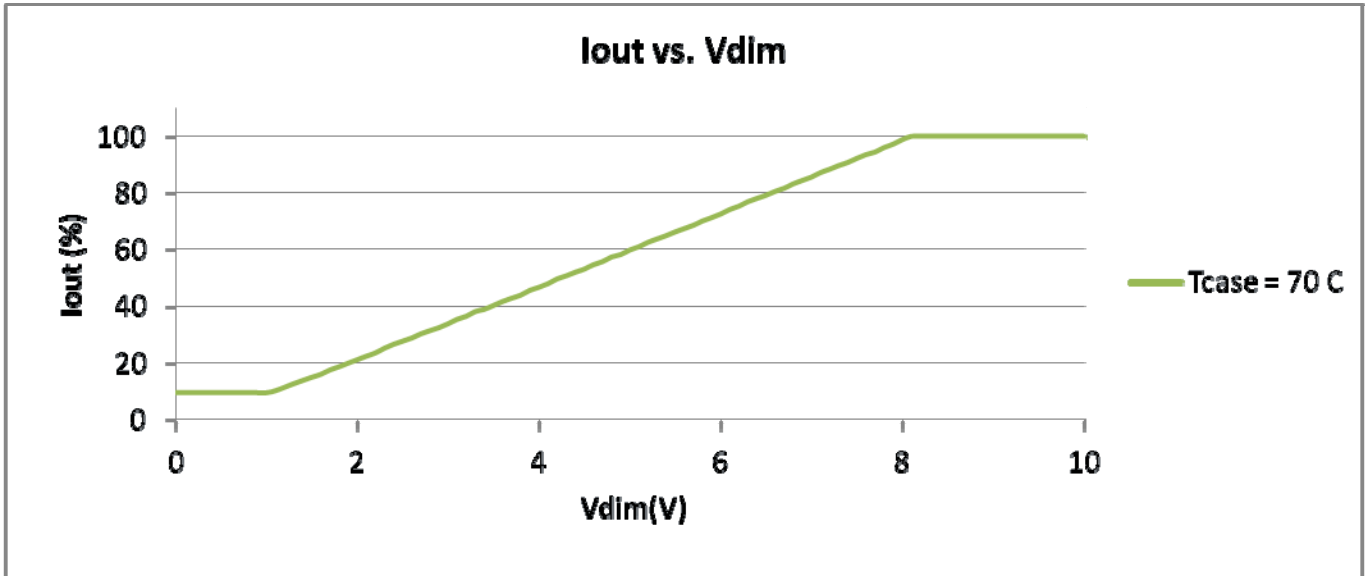
10275 WEST HIGGINS ROAD · ROSEMONT, IL 60018

Tel: 800-322-2086 · Fax: 888-423-1882 · [www.philips.com/advance](http://www.philips.com/advance)

Customer Support/Technical Service: 800-372-3331 · OEM Support: 866-915-5886

<b>9290 007 02202</b>	
Brand Name	XITANIUM
Description	Xitanium I50W .35-.7A Prog GL sXt
Input Voltage	120~200~240~277
Input Frequency	50/60Hz
RoHS	Yes
Approbations	UL, CSA, CE, ENEC
Status	Active

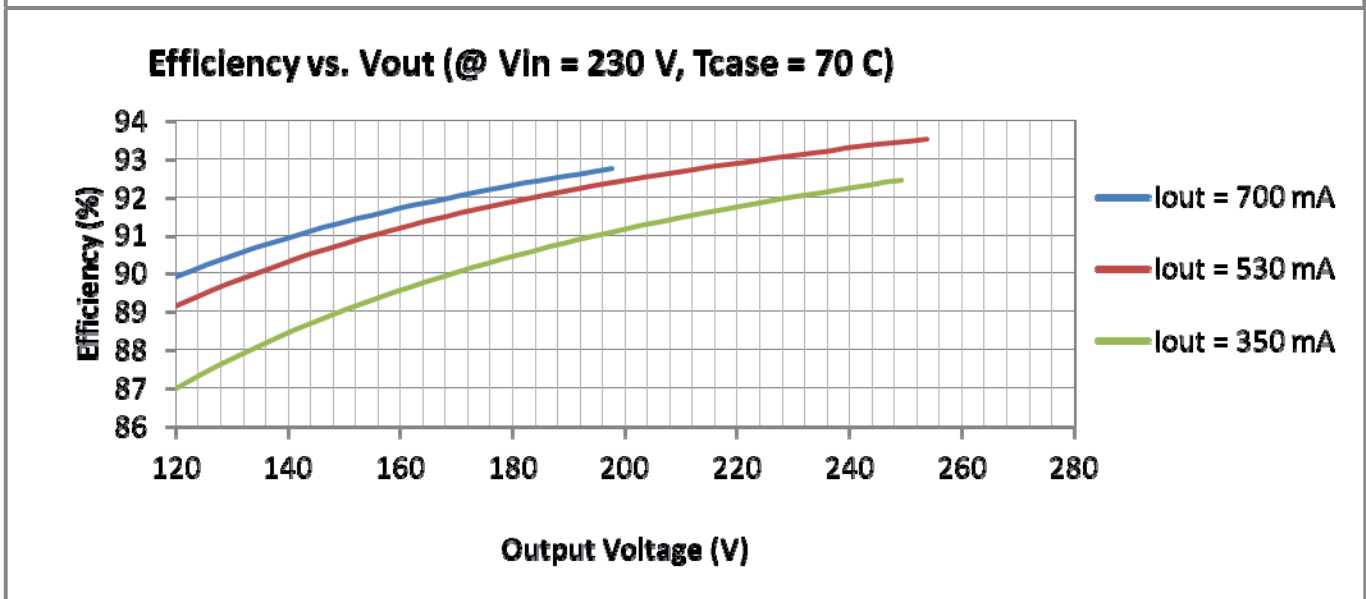
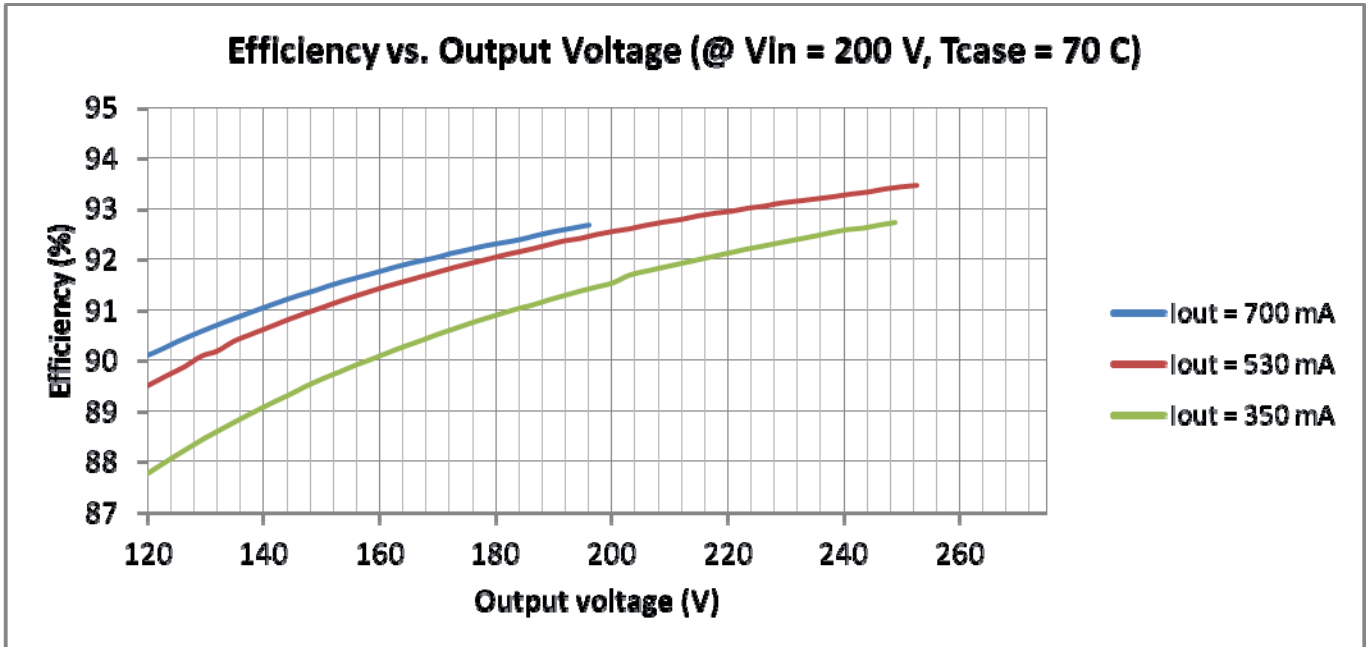
## Electrical Specifications



Revised 01/08/2013

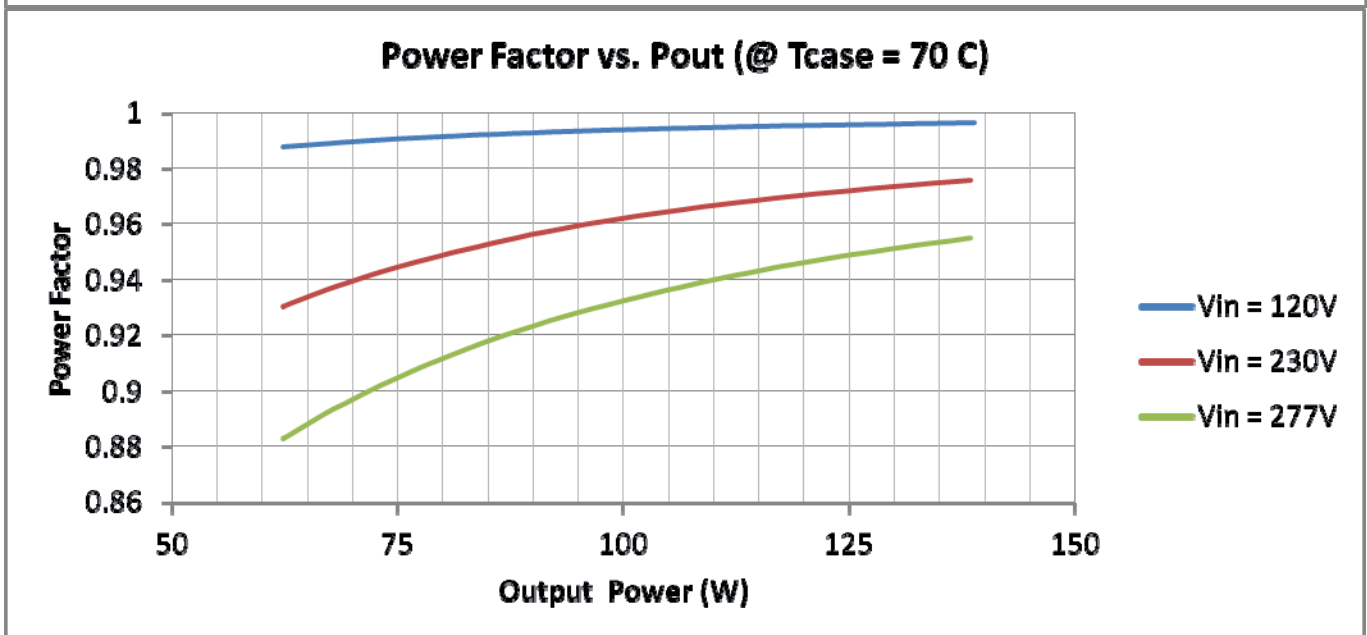
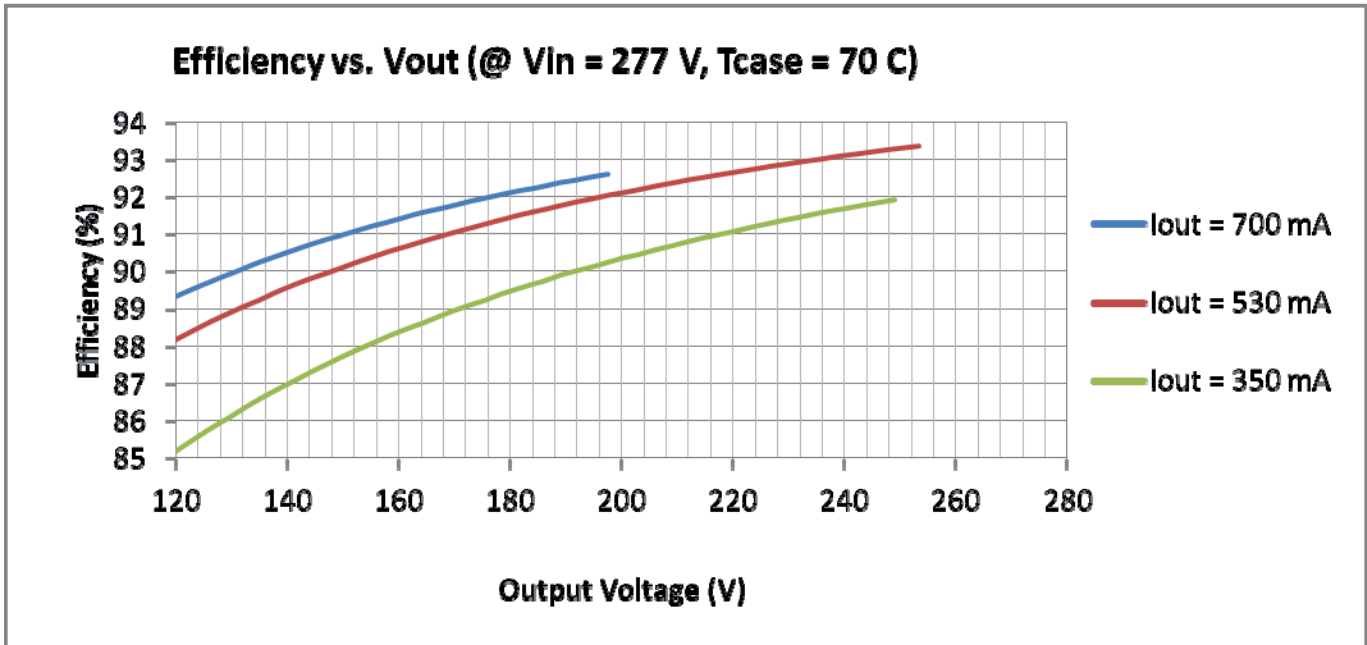
## Electrical Specifications

<b>9290 007 02202</b>	
Brand Name	XITANIUM
Description	Xitanium 150W .35-.7A Prog GL sXt
Input Voltage	120~200~240~277
Input Frequency	50/60Hz
RoHS	Yes
Approbations	UL, CSA, CE, ENEC
Status	Active



## Electrical Specifications

<b>9290 007 02202</b>	
Brand Name	XITANIUM
Description	Xitanium I50W .35-.7A Prog GL sXt
Input Voltage	120~200~240~277
Input Frequency	50/60Hz
RoHS	Yes
Approbations	UL, CSA, CE, ENEC
Status	Active

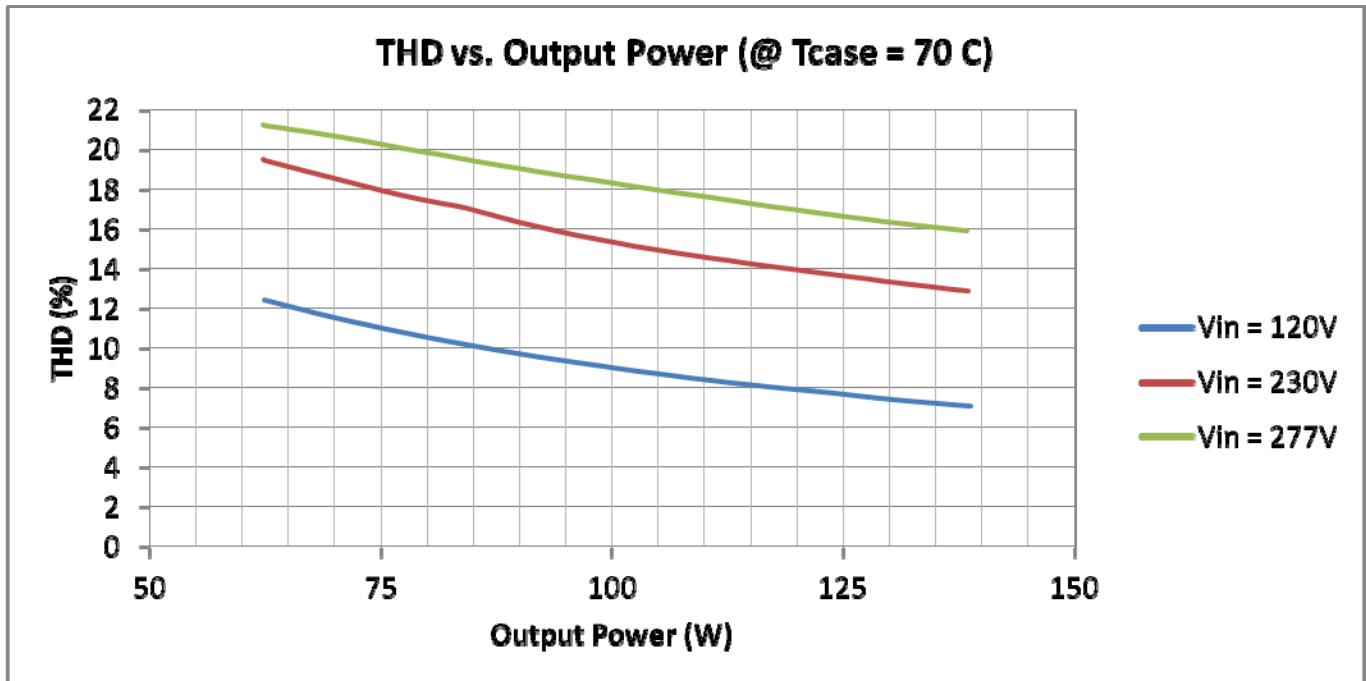


Revised 01/08/2013



## Electrical Specifications

9290 007 02202	
Brand Name	XITANIUM
Description	Xitanium I50W .35-.7A Prog GL sXt
Input Voltage	120~200~240~277
Input Frequency	50/60Hz
RoHS	Yes
Approbations	UL, CSA, CE, ENEC
Status	Active



Revised 01/08/2013



## Electrical Specifications

<b>9290 007 02202</b>	
Brand Name	XITANIUM
Description	Xitanium I50W .35-.7A Prog GL sXt
Input Voltage	120~200~240~277
Input Frequency	50/60Hz
RoHS	Yes
Approbations	UL, CSA, CE, ENEC
Status	Active

## Programming Interface:

**Xitanium Outdoor Driver Programmer V1.3**

File Tools

**PHILIPS**

**Adjustable Output Current (AOC)**

LED current  mA

Use external Rset

**Module Temperature Limit (NTC)**

Disable NTC protection

NTC warn  C

NTC max  C

NTC min dim level  %

100% 65 75 10% 90C

**Startup time**

Start fadeup time  ms

**Constant Lumen Output (CLO)**

Disable CLO

Enable CLO                 %

Hrs

Set LED module working hrs  hrs

**Dimming Interface**

1 - 10V

DALI

Integrated dynamim

No dimming

1-10V Minimum dim level  %

Dim level %

100% 90% 80% 70% 60% 50% 40% 30% 20% 10%

0 1 2 3 4 5 6 7 8 9 10

1-10V Control input voltage (V)

Port Setup **COM 1 Active**

Notes

## Programming Tool:

Refer to Website for downloading tool.

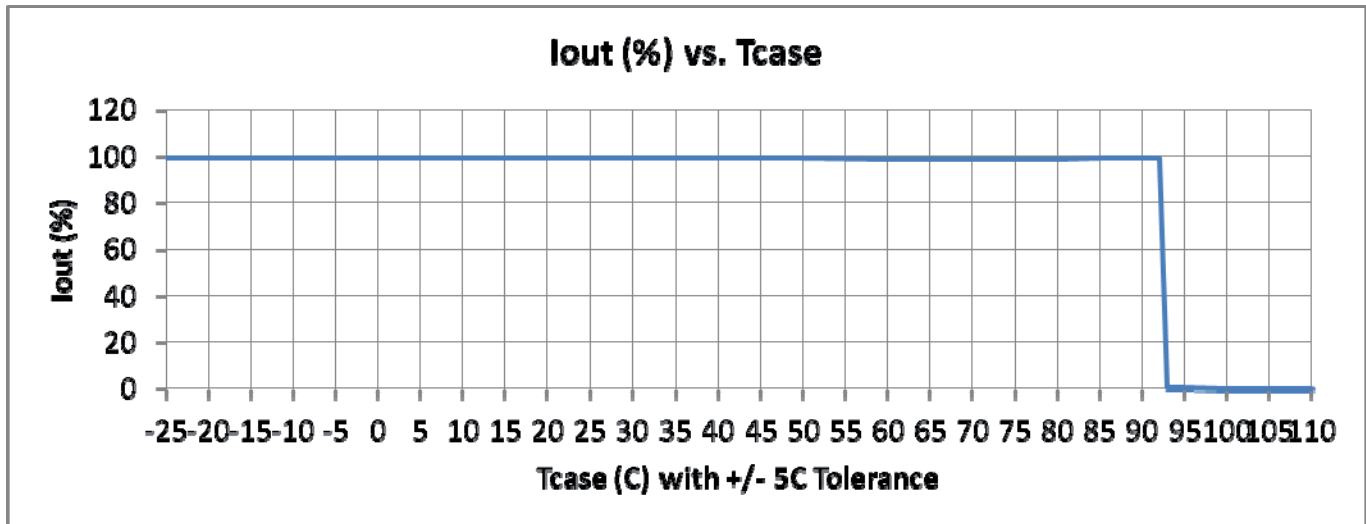
Revised 01/08/2013

**PHILIPS LIGHTING ELECTRONICS N.A.**  
10275 WEST HIGGINS ROAD · ROSEMONT, IL 60018  
Tel: 800-322-2086 · Fax: 888-423-1882 · [www.philips.com/advance](http://www.philips.com/advance)  
Customer Support/Technical Service: 800-372-3331 · OEM Support: 866-915-5886

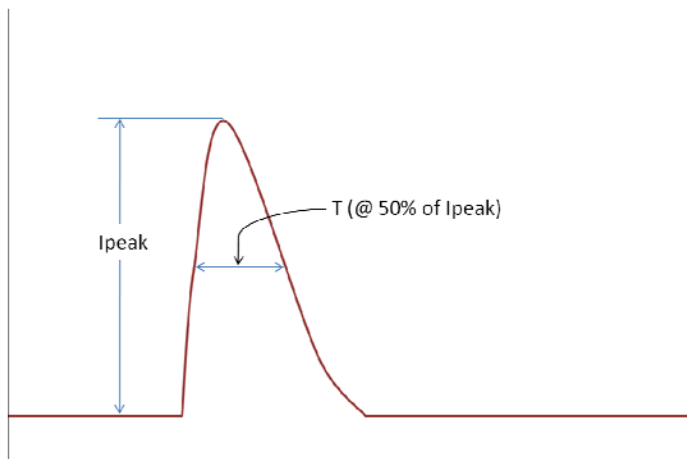
<b>9290 007 02202</b>	
Brand Name	XITANIUM
Description	Xitanium I50W .35-.7A Prog GL sXt
Input Voltage	120~200~240~277
Input Frequency	50/60Hz
RoHS	Yes
Approbations	UL, CSA, CE, ENEC
Status	Active

## Electrical Specifications

### Io<sub>out</sub> vs. T<sub>case</sub> of Driver:



### Inrush Current Info:



V <sub>in</sub>	I <sub>peak</sub>	T (@ 50% of I <sub>peak</sub> )
120 Vrms	58 A	140 μs
230 Vrms	108 A	140 μs
277 Vrms	126 A	140 μs
305 Vrms	142 A	140 μs

Revised 01/08/2013



## Electrical Specifications

<b>9290 007 02202</b>	
Brand Name	XITANIUM
Description	Xitanium I50W .35-.7A Prog GL sXt
Input Voltage	120~200~240~277
Input Frequency	50/60Hz
RoHS	Yes
Approbations	UL, CSA, CE, ENEC
Status	Active

### Isolation:

Isolation	Input Wires	Output Wires	DALI Wires	0-10V Wires	Chassis
Input Wires	NA	1750	1750	1750	3750
Output Wires+ Fortimo Interface Wires	1750	NA	1750	1750	3750
DALI Wires	1750	1750	NA	NA	3750
0-10V Wires	1750	1750	NA	NA	3750
Chassis	3750	3750	3750	3750	NA

Revised 01/08/2013

**PHILIPS LIGHTING ELECTRONICS N.A.**  
10275 WEST HIGGINS ROAD · ROSEMONT, IL 60018  
Tel: 800-322-2086 · Fax: 888-423-1882 · [www.philips.com/advance](http://www.philips.com/advance)  
Customer Support/Technical Service: 800-372-3331 · OEM Support: 866-915-5886