

LED Inspection lamp

Rechargeable with docking station - RCH30

3211 008 20191



www.philips.com/support

| | |
|----|---|
| EN | LED inspection lamp with docking station |
| DE | LED-Inspektionslampe mit Dockingstation |
| FR | Lampe baladeuse à LED avec chargeur |
| NL | LED-inspectielamp met oplader |
| ES | Lámpara de inspección LED con estación de recarga |
| IT | Lampada di ispezione a LED |
| PT | Lâmpada de inspeção LED com carregador |
| RU | Светодиодный инспекционный фонарь |
| PL | Lampa inspekcyjna LED ze stacją dokującą |
| SV | Inspektionslampe med LED med laddningsstation |
| NO | LED-inspeksjonslampe med koplingsstasjon |
| DA | LED inspektionslampe med opladningsstation |
| SU | LED-tarkastuslamppu latausalustan kanssa |
| AR | المصباح أو مصباح LED |

PHILIPS

English

Before you start

Thank you for buying the Philips LED Inspection lamp. Its high-quality LED lighting offers a powerful wide-angle light output that will let you work in your workshop, garage or any other professional environment under the best lighting conditions.



The Philips LED Inspection lamp bears the official Philips Original Quality Equipment seal. It is your assurance that it is manufactured or licensed by Philips using the highest-quality components and materials. Philips, #1 in automotive lighting worldwide, brings you the professional lighting tool you need. It combines Philips Original Quality, durability, and simple-to-use design.

Important

Please read this user guide carefully before using your LED inspection lamp. This guide contains important health and safety information.

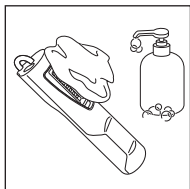
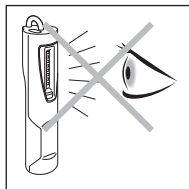
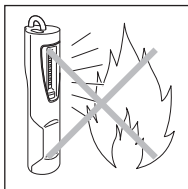
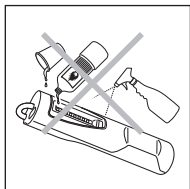
If you need further assistance, please dial the Philips Lighting consumer care **toll-free number** in your region

Europe +800 7445 47 75

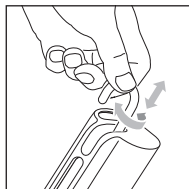
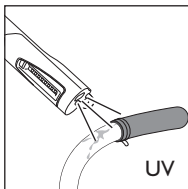
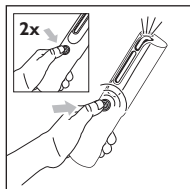
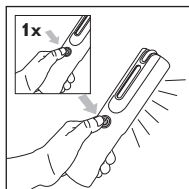
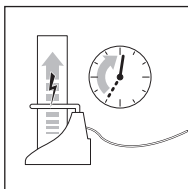
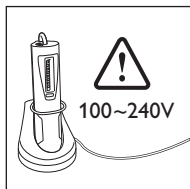
Or visit your local Philips Dealer

For more information visit
www.philips.com

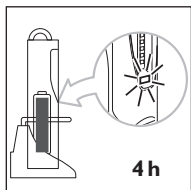
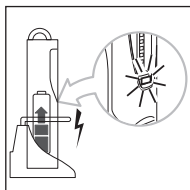
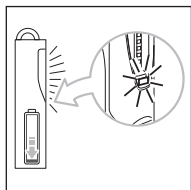
| | |
|----|--|
| EN | Important health and safety information |
| DE | Wichtige Sicherheitshinweise |
| FR | Instructions de sécurité |
| NL | Belangrijke veiligheidsinformatie |
| ES | Importante: información de seguridad |
| IT | Informazioni importanti sulla sicurezza |
| PT | Instruções de segurança |
| RU | Инструкции по безопасности |
| PL | Ważne zalecenia bezpieczeństwa |
| SV | Viktig säkerhetsinformation |
| NO | Kople støpselet til en elektrisk stikkontakt |
| DA | Vigtige sikkerhedsoplysninger |
| SU | Tärkeitä turvallisuustietoja |



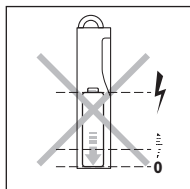
| | |
|----|--|
| EN | How to use the Philips LED Inspection lamp |
| DE | Verwendung der Philips LED-Inspektionslampe |
| FR | Comment utiliser la lampe baladeuse à LED Philips |
| NL | Gebruiksaanwijzing voor de Philips LED-inspectielamp |
| ES | Cómo usar la lámpara de inspección LED Philips |
| IT | Come usare la lampada di ispezione a LED Philips |
| PT | Modo de utilização da lâmpada de inspeção LED da Philips |
| RU | Эксплуатация светодиодного инспекционного фонаря Philips |
| PL | Używanie lampy inspekcyjnej LED Philips |
| SV | Användning av Philips inspektionslampe med LED |
| NO | Hvordan bruke Philips LED-inspeksjonslampe |
| DA | Sådan bruges Philips LED inspektionslampe |
| SU | Miten Philips LED-tarkastuslampua käytetään |






















| | |
|----|--|
| EN | How to recharge the Philips LED Inspection lamp |
| DE | Aufladen der Philips LED-Inspektionslampe |
| FR | Recharger la lampe baladeuse à LED Philips |
| NL | Opladen van de Philips LED-inspectielamp |
| ES | Cómo recargar la lámpara de inspección LED Philips |
| IT | Come ricaricare la lampada di ispezione a LED Philips |
| PT | Como recarregar a lâmpada de inspeção LED da Philips |
| RU | Как произвести перезарядку светодиодного инспекционного фонаря Philips |
| PL | Ładowanie lampy inspekcyjnej LED Philips |
| SV | Ladda upp Philips inspektionslampe med LED |
| NO | Hvordan lade opp Philips LED-inspeksjonslampe |
| DA | Sådan oplades Philips LED inspektionslampe |
| SU | Miten lataat Philips LED-tarkastuslampun |



| | |
|----|---------------------------|
| EN | Maintenance |
| DE | Wartung |
| FR | Entretien |
| NL | Onderhoud |
| ES | Mantenimiento |
| IT | Manutenzione |
| PT | Manutenção |
| RU | Техническое служивание |
| PL | Konserwacja |
| SV | Underhåll |
| NO | Vedlikehold |
| DA | Vedligeholdelse |
| SU | Huolto |



Technical specifications

| Description | EU |
|--|---|
|  100V 240V | Operating line voltage 100–240V |
|  | Power consumption 2.5 W |
|  | Number of LED 8 |
|  | LEDs type wide beam Philips Lumileds |
|  220 lm | Light output 220 lumens |
|  70° | Beam angle 70° |
|  6500K | Color temperature 6500 K |
|  IK09 | Impact protection rating IK09 |
|  IP66 | Ingress protection rating IP66 |
|  50°C -10°C | Operating temperature -10°C to 50°C |
|  | Storage temperature -20°C to 60°C |
|  | Lamp dimensions 250 x 56 x 57 mm |
|  | Product weight (with docking station) 660 g Product weight (without docking station) 400 g |
|  | 360° hook 360° adjustable hook |
|  | Powerful magnet Integrated |
|  | Working indication Yes |
|  4 h | Battery runtime 4 hours |
|  4 h | Charging time 4 hours |
|  | Plug European plug |

LED Range overview



Pen Professional Pen Premium

LED Penlight



CBL 20 CBL 30

**LED Inspection lamps
with cables**



RCH20



RCH30



MDLS

**LED Inspection lamps
rechargeable**



©2013 Koninklijke Philips Electronics N.V.
all rights reserved

www.philips.com/automotive