

PHILIPS


Application bundles



Bakery

Combine different LED luminaires for maximum performance and savings

Up to
60%
energy savings



Your Bakery application bundle:
CoreLine Downlight
LED20S & EcoStyle
Fresh Food
Champagne

Bakery lighting insights

Who doesn't love bread? Stepping into a bakery means stepping into a world of warmth, comfort and goodness - with lighting to match.

The smell of fresh bread always brings a smile to people's faces. In a bakery, what matters is bringing out all the subtle colors and textures of the different kinds of bread on display. Customers should be able to see the taste of the bread, and experience a cosy atmosphere due to the warm lighting colour.



More info:
www.philips.com/applicationbundles

Traditional

Conventional 2x18 W PL-C (4x) + 100 W SDW-T (8x)

Savings over life*

€3684,-

€6660,-

€2976,-

Application bundle

CoreLine Downlight (4x)
+ EcoStyle Fresh Food Champagne (8x)

* Based on European average of 12 cent/kW hours including maintenance and lamp replacement cost.

Bundle benefits

CoreLine Downlight LED20S



- Replacing compact fluorescent
- Energy saving

EcoStyle Fresh Food Champagne*



- Perfect Accent lighting for highlighting bread and pastries
- Replacing white SON
- Energy Saving

* Instead of the EcoStyle Fresh Food Champagne, you can also use a recessed accent option: the GreenSpace Accent Fresh Food Champagne - EOC order code: 26322800 (white). This alternative also enhances the colors and textures of the different breads on display. Lighting design will differ slightly if alternative products are used.

Bundle specifications

	CoreLine Downlight LED20S	EcoStyle Fresh Food Champagne*
Type	DN130B LED20S/830 PSU PI6 WH	ST440T LED27S/CH PSU WB II WH
Power	22 W	50 W
Luminous Flux	2100 lm	2600 lm
Color temperature	3000 K	Fresh Food Champagne
Color Render Index	≥ 80	> 90
Lifetime	50,000 hours	70,000 hours
Number of luminaires on MCB 16A type B	≤ 15	≤ 35
Ordering (EOC) code	85224800	85338200 (white) / 85337500 (black)
Cut-out diameter	200 - 205 mm	not applicable

Lighting design insights

Glare and shadows

Limit the projector angle to <math>< 20^\circ</math> to avoid glare for the staff and customers' shadows on the display.

Accent lighting

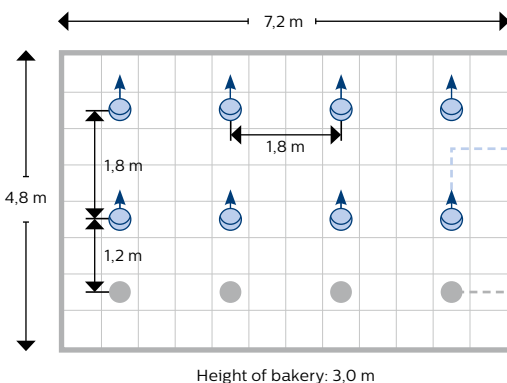
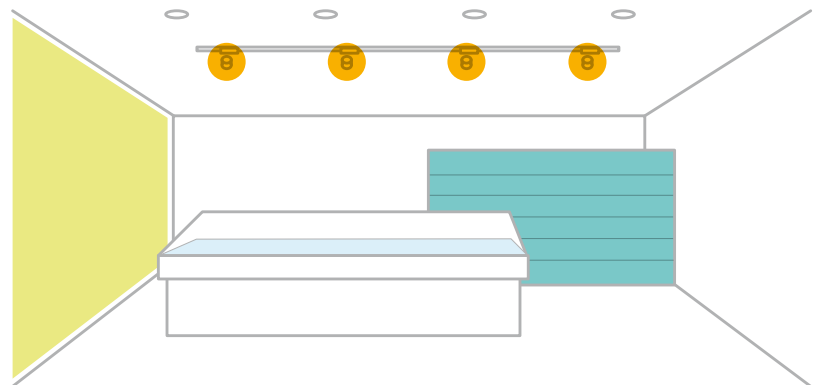
The human eye is drawn to higher brightness. Use accent lighting to create contrast and highlight the display.

Brightness

Light the walls to communicate that the store is open and make it appear more spacious. Max. downlight-to-wall offset: 1,2 m.

Shelves

With minimal glare risk, projectors lighting shelves can be tilted >math>20^\circ</math>. To avoid shadows, the minimal light-to-shelf offset is 70 cm.



Lighting design bakery



Luminaire types	# Lum.	Em [lux]	Em [lux] counter	Sys. Power	Installed Power	W/m2	W/m2/100lux
Conventional PLC 2x18 W downlight	4	543	964	51 W	1098 W	29,3	5,4
Conventional SDW-TG 100 W projector	8			112 W			
CoreLine Downlight LED20S	4	519	1113	22 W	488 W	13,5	2,5
EcoStyle Fresh Food Champagne LED27S	8			50 W			