

600mm MASTER LEDtube HF InstantFit

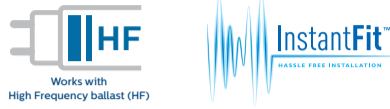
Ballast Compatibility



KEY

	Ballast is compatible
	Ballast is not compatible, will not work according to Philips claimed specifications

This document is for information purposes and must be treated as recommendation. Philips attempted to provide best results, results are generated in lab controlled environment and may differ from actual application conditions



MASTER LEDtube HF, Instant Fit 600mm
1050lm

	Ballast type	10nc / Ref. no.	Lamps on ballast	AC (50Hz) on HF Ballast Compatible
PHILIPS	HF-P 118 TLD III IDC	913713031266	1	
	HF-P 218 TLD III IDC	913713031366	2	
	HF-S 118 TLD II	913713032066	1	
	HF-S 218 TL-D II 220-240V 50/60Hz	913713032366 / 913713032367	2	
	HF-S 3/4x18 TLD II	913713032666 / 913713032667	3	
	HF-S 3/4x18 TLD II	913713032666 / 913713032667	4	
	HF-Matchbox 1x18 Blue	913700418066 / 913700417966	1	
	HF-Matchbox 1x18 RED		1	
	HF-P 3/4x18 TLD III IDC	913713031463	3	
	HF-P 3/4x18 TLD III IDC	913713031463	4	
	HF-E 136 TL-D II 220-240V 50/60Hz (HF-E 218 TLD)	913713039066	2	
	HF-E 418 TL-D II 220-240V 50/60Hz-parl	913713041266	4	
	HF-P 118 TLD 220-240	913700170926	1	
OSRAM	QTP8 1x18		1	
	QTP8 2x18		2	
	QT-FIT8 1x18		1	
	QT-FIT8 2x18		2	
	QT Fit 5/8 1x18-39		1	
	QTP-OPTIMAL 118-40		1	
	QTP-OPTIMAL 218-40		2	
	QT Fit 5/8 2x18-39		2	
	QT-FIT8 3/4x18		3	
	QT-FIT8 3/4x18		4	
HELVAR	EL1x18ngn		1	
	EL2x18ngn		2	
	EL 3/4x18ngn-4lamp		4	
	EL 3/4x18ngn		3	
	EL1x18s		1	
	EL 4x18ngn		4	
TRIDONIC ATCO	PC 118 PRO Ip	22185213	1	
	PC 218 PRO Ip	22185216	2	
	PC 1X18-24W BASIC	22176000	1	
	PC 1x18 T8 TOP sl	22185222	1	
	PC 3/4X18 TOP Ip	22185219 / 22185228	3	
	PC 3/4X18 TOP Ip	22185219 / 22185228	4	
	PC 1/14-35/24/39 T5 PRO-M Ip	22176182	1	
	PC 2/14-35/24/39 T5 PRO-M Ip	22176185	2	
	PC 1x18 T8 TEC	87500113	1	
	PC 2x18 T8 TEC	87500114	2	
PC 2x36 T8 TEC (4x18 T8 TEC)	87500116	4		
VOSSLOH-SCHWABE	ELXc 136.200	188314	1	
	ELXc 236.208		2	
	ELXc 424.379	188116	3	
	ELXc 424.379	188116	4	
	ELXc 418.204	188318	3	
	ELXc 418.204	188318	4	
	ELXc 136.207		1	
BAG-HUECO	BCS18.1FX-11/220-240	09 7113 ?	1	
	BCS18.2FX-11/220-240	09 7123 ?	2	
	BCS18.3-4LR-01/220-240 3lamp	09 7161 ?	3	
	BCS18.3-4LR-01/220-240 4lamp	09 7161 ?	4	
Others	Direct mains			
	Electro Magnetic Ballast			

1200 mm MASTER LEDtube HF InstantFit

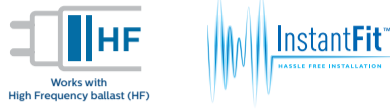
Ballast Compatibility



KEY

	Ballast is compatible
	Ballast is not compatible, will not work according to Philips claimed specifications
	Ballast LEDtube combination not tested

This document is for information purposes and must be treated as recommendation. Philips attempted to provide best results, results are generated in lab controlled environment and may differ from actual application conditions



	Ballast type	10nc / Ref. no.	Lamps on ballast	MASTER LEDtube HF, InstantFit 4 ft 1600 lm / SO	MASTER LEDtube HF, InstantFit 4 ft 2100 lm / HO	MASTER LEDtube HF, InstantFit 4 ft 2500 lm / UO
				AC (50 Hz) on HF Ballast Compatible	AC (50 Hz) on HF Ballast Compatible	AC (50 Hz) on HF Ballast Compatible
PHILIPS	EB-S 136 TLD 220-230	9137130215	1			
	EB-S 236 TL-D 220-230 potting	9137130216	2			
	HF-B 136 TL-D 220-240V	9137001122	1			
	HF-B 136 TL-D EII 220-240V 50/60Hz	9137001926	1			
	HF-B 236 TL-D 220-240V	9137001124	2			
	HF-B 236 TL-D EII 220-240V 50/60Hz	9137001928	2			
	HF-E 136 TL-D	9137130388	1			
	HF-E 136 TL-D II	9137130410	1			
	HF-E 236 TL-D	9137130391	2			
	HF-E 236 TL-D II	9137130411	2			
	HF-K 136 TLD 220-240	9137001477	1			
	HF-P 136 TL-D III 220-240V 50/60Hz IDC	9137130315	1			
	HF-P 236 TL-D III 220-240V 50/60Hz IDC	9137130316	2			
	HF-P 336 TL-D III 220-240V 50/60Hz IDC	9137130317	3			
	HF-P Xt 136 TL-D EII 220-240V 50/60Hz	9137006177	1			
	HF-P Xt 236 TL-D EII 220-240V 50/60Hz	9137006178	2			
	HF-Performer 136 TL-D 220-240V 50/60Hz	9137001184	1			
	HF-Performer 136 TLD EII 220-240 V 50/60Hz	9137001911	1			
	HF-Performer 236 TL-D 220-240V	9137001112	2			
	HF-Performer 236 TL-D 220-240V 50/60Hz	9137001364	2			
	HF-Pi 1 14/21/24/39 TL5 EII 220-240	9137006240	1			
	HF-S 136 TL-D II 220-240V 50/60Hz	9137130321	1			
	HF-S 236 TL-D II 220-240V 50/60Hz	9137130324	2			
HF-S 336 TL-D II 220-240V 50/60Hz	9137130327	3				
OSRAM	QT-FIT8 1x36	A13670F00DG	1			
	QT-FIT8 2x36		2			
	QTP8 1x36 Professional	A63162D00DG	1			
	QTP8 2x36 Professional	A63166E00DG	2			
	QTP-OPTIMAL 1*18-40 Professional		1			
	QTP-OPTIMAL 2x18-40		2			
QT-FIT 5/8 2x18-39		2				
HELVAR	EL1x36/40/18s		1			
	EL1x36HF 230-240V 50-60Hz		1			
	EL1x36ngn		1			
	EL2x36/40s		2			
EL2x36ngn		2				
TRIDONICATCO	PC 1/36 T8 INDUSTRY 220-240 V 50/60/0 Hz	86458035	1			
	PC 1/36 T8 PRO 220-240 V 50/60/0 Hz	22176217	1			
	PC 1/36 T8 PRO Ip 220-240 V 50/60/0 Hz	22185214	1			
	PC 2/36 T8 INDUSTRY 220-240 V 50/60/0 Hz	86458036	2			
	PC 2/36 T8 PRO 220-240 V 50/60/0 Hz	22185217	2			
	PC 2/36 T8 PRO sl	22185226	2			
	PC 1x36 T8 TOP sl	22185223	1			
	PC 1/36 T8 PRO sc xlttec	89800008	1			
	PC1/36 T8 PRO	22176108	1			
PC 3/36 T8 PRO xlttec	22176231	3				
VOSSLÖH-SCHWABE	ELXc 136.207	188708	1			
	ELXc 236.202	188316	2			
	ELXc 236.208	188705	2			
	ELXe 238.527 Dual lamp	188137	2			
	ELXe 238.527 Single lamp	188137	1			
BAG-HUECO	BCS36.1FX-11/220-240	10077590	1			
	BCS36.2FX-11/220-240	10077591	2			
	D 36.2-23021 E (digital) 236W	166132	2			
	D58.1-23021E (digital)	166072	1			
	ECS 36.2 S- 01 / 220 - 240	167032	2			
Trilux	D58.1-23021 E 136W		1			
Others	EM ballast		1			
	Direct Mains		1			

1500 mm MASTER LEDtube HF InstantFit

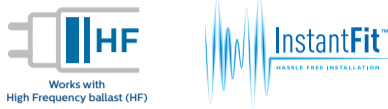
Ballast Compatibility



KEY

	Ballast is compatible
	Ballast is not compatible, will not work according to Philips claimed specifications
	Ballast LEDtube combination not tested

This document is for information purposes and must be treated as recommendation. Philips attempted to provide best results, results are generated in lab controlled environment and may differ from actual application conditions



	Ballast type	10nc / Ref. no.	Lamps on ballast	MASTER LEDtube HF, InstantFit 1500 mm 2000 lm	MASTER LEDtube HF, InstantFit 1500 mm 3100 lm	MASTER LEDtube HF, InstantFit 1500 mm 3700 lm
				AC (50 Hz) on HF Ballast Compatible	AC (50 Hz) on HF Ballast Compatible	AC (50 Hz) on HF Ballast Compatible
PHILIPS	E-Kyoto II 158 TLD 220-240V	9137 006 075	1			
	HF-B 158 TL-D	9137 001 123	1			
	HF-B 158 TL-D EII 220-240V 50/60Hz	9137 001 927	1			
	HF-B 258 TL-D	9137 001 125	2			
	HF-B 258 TL-D EII 220-240V 50/60Hz	9137 001 929	2			
	HF-E 158 TL-D	9137 130 389	1			
	HF-E 158 TL-D II Dual lamp	9137 130 409	2			
	HF-E 158 TL-D II Single lamp	9137 130 409	1			
	HF-P 158 TLD 220-240	9137 001 365	1			
	HF-P 158 TLD EII 220-240V 50/60Hz	9137 001 912	1			
	HF-P 158 TL-D III 220-240V 50/60Hz IDC	9137 130 318	1			
	HF-P 258 TLD EII 220-240V 50/60Hz	9137 001 916	2			
	HF-P 258 TL-D III 220-240V 50/60Hz IDC	9137 130 319	2			
	HF-P Xt 158 TL-D EII 220-240V 50/60Hz	9137 006 179	1			
	HF-P Xt 258 TL-D EII 220-240V 50/60Hz	9137 006 180	2			
	HF-Performer 158 TL-D 220-240V 50/60Hz	9137 001 185	1			
	HF-Performer 258 TL-D 220-240V 50/60Hz	9137 001 110	2			
	HF-S 158		1			
	HF-S 158 TL-D II	9137 130 322	1			
	HF-S 158 TL-D II 220-240V 50/60Hz	9137 130 322	1			
HF-S 258 TL-D II 220-240V 50/60Hz	9137 130 325	2				
HF-S 258 TL-D II HT	9137 006 899	2				
HF-Select 158 TL-D 220-240V 50/60Hz	9137 006 319	1				
OSRAM	QT-FIT 5/8 2x54-58		2			
	QT-FIT8 1x58 - 70		1			
	QT-FIT8 2x58 - 70		2			
	QTP8 1x58/230-240		1			
	QTP8 2x58/230-240		2			
	QTP-OPTIMAL 1x54-58		1			
	QTP-OPTIMAL 2x54-58		2			
	OSRAM QT-FIT 5/8 1x54-58		1			
HELVAR	EL1x58ngn		1			
	EL1x58s		1			
	EL2x58es		2			
	EL2x58HF		2			
	EL2x58ngn		2			
	EL2x58s		2			
TRIDONIC ATCO	PC 1/58 T8 INDUSTRY 220-240 V 50/60/0 Hz	86 458 037	1			
	PC 1/58 T8 PRO 220-240 V 50/60/0 Hz	22 176 094	1			
	PC 1x58 T8 PRO lp	22 185 215	1			
	PC 2/58 T8 INDUSTRY 220-240 V 50/60/0 Hz	86 458 038	2			
	PC 2/58 T8 PRO 220-240 V 50/60/0 Hz	22 176 095	2			
	PC 2x58 E011		2			
	PC 2x58 E011 IDC	22 083 174	2			
	PC 2x58 T8 PRO sl	22 185 218	2			
	PC 1x58 T8 TOP sl	22 185 224	1			
	PC 2x58 T8 TOP sl	22 185 227	2			
	PCA 1/58 excel one4all	22 085 286	1			
PCA 2x58 Excell One4all lp	28 000 040	2				
VOSSLOH-SCHWABE	ELXc 158.201	188315	1			
	ELXc 158.209	188706	1			
	ELXc 158.218	188870	1			
	ELXc 258.203	188317	2			
	ELXc 258.210	188707	2			
	ELXc 258.219	188871	2			
	ELXe 258.222 Dual lamp	188130	2			
	ELXe 258.222 Single lamp	188130	1			
ELXe 158.524	188024	1				

1500 mm MASTER LEDtube HF InstantFit

Ballast Compatibility



KEY

	Ballast is compatible
	Ballast is not compatible, will not work according to Philips claimed specifications
	Ballast LEDtube combination not tested

This document is for information purposes and must be treated as recommendation. Philips attempted to provide best results, results are generated in lab controlled environment and may differ from actual application conditions



	Ballast type	10nc / Ref. no.	Lamps on ballast	MASTER LEDtube HF, InstantFit 1500 mm 2000 lm	MASTER LEDtube HF, InstantFit 1500 mm 3100 lm	MASTER LEDtube HF, InstantFit 1500 mm 3700 lm
				AC (50 Hz) on HF Ballast Compatible	AC (50 Hz) on HF Ballast Compatible	AC (50 Hz) on HF Ballast Compatible
BAG-HUECO	BCS58.1FX-11/220-240	1007 7592	1			
	BCS58.1SR-01/220-240	1005 1002	1			
	BCS58.2FX-11/220-240	1007 7593	2			
	BCS58.2SX-01/220-240	1005 1003	2			
	D58.1-23021 E	166 072	1			
	D58.2-23021 E	166 082	2			
	SCS58.2SR-11/220-240	166 272	2			
Trilux	D58.1-23021 E 158W		1			
	D58.2-23021 E 258W		2			
May + Christie	MCU 158		1			
	MCU 258		2			
Others	Direct mains					
	Electro Magnetic Ballast					

General notes: Please note that our Philips LEDtubes are only tested with HF ballast on AC operation. The performance of Philips LEDtubes on HF ballasts with DC operation is not tested and is therefore not guaranteed. This LED tube is designed to work on HF ballasts only. For EM ballasts or direct mains connection, please contact a Philips sales representative for more information on our EM/Mains compatible range. This document is for information purposes only and must be treated as recommendation. Philips will not accept claims for any damage caused by not implementing the recommendations in this document. Philips does not accept any responsibility, warranty or liability when using Philips LEDtubes with ballasts not mentioned in this list, or when using successor models of the tested ballasts. Although Philips aims to provide the most accurate information and test results from controlled experiments the results may vary in different applications. This document focuses on the behaviour of above mentioned Philips LEDtube. Please also check and follow the instructions of HF ballast manufacturers for installation instructions.

Dimming a LEDtube: LEDtube is not developed for dimming therefore the performance cannot be guaranteed in a dimming application. In case of usage in a dimmable application, warranty does not apply

600mm CorePro LED tube HF InstantFit

Ballast Compatibility



KEY

	Ballast is compatible
	Ballast is compatible, light output may differ >10% compared to specifications
	Ballast is not compatible, will not work according to Philips claimed specifications
	No data available

This document is for information purposes and must be treated as recommendation. Philips attempted to provide best results, results are generated in lab controlled environment and may differ from actual application conditions



	Ballast type	10nc	Lamps on ballast	AC (50Hz) on HF Ballast Compatible
PHILIPS	HF-P 118 TLD III IDC	913713031266	1	
	HF-P 218 TLD III IDC	913713031366	2	
	HF-S 118 TLD II	913713032066	1	
	HF-S 218 TL-D II 220-240V 50/60Hz	913713032366 / 913713032367	2	
	HF-S 3/4x18 TLD II	913713032666 / 913713032667	3	*
	HF-S 3/4x18 TLD II	913713032666 / 913713032667	4	
	HF-Matchbox 1x18 Blue	913700418066 / 913700417966	1	*
	HF-Matchbox 1x18 RED		1	*
	HF-P 3/4x18 TLD III IDC	913713031463	3	
	HF-P 3/4x18 TLD III IDC	913713031463	4	
	HF-E 136 TL-D II 220-240V 50/60Hz (HF-E 218 TLD)	913713039066	2	
	HF-E 418 TL-D II 220-240V 50/60Hz-part	913713041266	4	
	HF-P 118 TLD 220-240	913700170926	1	
OSRAM	QTP8 1x18		1	*
	QTP8 2x18		2	
	QT-FIT8 1x18		1	*
	QT-FIT8 2x18		2	
	QT Fit 5/8 1x18-39		1	
	QTP-OPTIMAL 118-40		1	
	QTP-OPTIMAL 218-40		2	*
	QT Fit 5/8 2x18-39		2	*
	QT-FIT8 3/4X18		3	*
	QT-FIT8 3/4X18		4	*
HELVAR	EL1x18ngn		1	
	EL2x18ngn		2	
	EL 3/4x18ngn-4lamp		4	
	EL 3/4x18ngn		3	
	EL1x18s		1	*
	EL 4x18ngn		4	*
TRIDONIC	PC 118 PRO Ip	22185213	1	
	PC 218 PRO Ip	22185216	2	
	PC 1X18-24W BASIC	22176000	1	*
	PC 1x18 T8 TOP sl	22185222	1	
	PC 3/4X18 TOP Ip	22185219 / 22185228	3	
	PC 3/4X18 TOP Ip	22185219 / 22185228	4	*
	PC 1/14-35/24/39 T5 PRO-M Ip	22176182	1	*
	PC 2/14-35/24/39 T5 PRO-M Ip	22176185	2	
	PC 1x18 T8 TEC	87500113	1	*
	PC 2x18 T8 TEC	87500114	2	
	PC 2x36 T8 TEC (4x18 T8 TEC)	87500116	4	
VOSSLOH-SCHWABE	ELXc 136.200	188314	1	*
	ELXc 236.208		2	*
	ELXc 424.379	188116	3	
	ELXc 424.379	188116	4	
	ELXc 418.204	188318	3	
	ELXc 418.204	188318	4	
	ELXc 136.207		1	*
BAG-HUECO	BCS18.1FX-11/220-240	09 7113 ?	1	
	BCS18.2FX-11/220-240	09 7123 ?	2	
	BCS18.3-4LR-01/220-240 3lamp	09 7161 ?	3	
	BCS18.3-4LR-01/220-240 4lamp	09 7161 ?	4	
Others	Direct mains			
	Electro Magnetic Ballast			

1200mm CorePro LED tube HF InstantFit

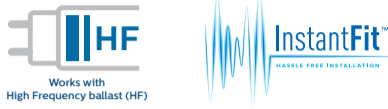
Ballast Compatibility



KEY

	Ballast is compatible
	Ballast is compatible, light output may differ >10% compared to specifications
	Ballast is not compatible, will not work according to Philips claimed specifications
	No data available

This document is for information purposes and must be treated as recommendation. Philips attempted to provide best results, results are generated in lab controlled environment and may differ from actual application conditions



	Ballast type	10nc	Lamps on ballast	AC (50Hz) on HF Ballast Compatible
PHILIPS	EB-C 136 TL-D 220-240	9137131992	1	
	EB-S 136 TLD 220-230	9137130215	1	
	EB-S 236 TL-D 220-230	9137130216	2	
	HF-B 136 TLD 220-240	9137001122	1	
	HF-B 136 TLD EII 220-240	9137001926	1	
	HF-B 236 TL-D 220-240	9137001124	2	
	HF-B 236 TLD EII 220-240	9137001928	2	
	HF-E 136 TL-D	9137130388	1	
	HF-E 136 TL-D II	9137130410	1	
	HF-E 236 TL-D	9137130391	2	
	HF-E 236 TL-D II	9137130411	2	
	HF-K 136 TLD 220-240	9137001477	1	
	HF-P 136 TL-D III IDC	9137130315	1	
	HF-P 236 TL-D III IDC	9137130316	2	
	HF-P 336 TL-D III IDC	9137130317	3	
	HF-P Xt 136 TLD EII 220-240	9137006177	1	
	HF-P XT 236 TLD EII 220-240	9137006178	2	
	HF-Performer 136 TL-D 220-240V 50/60Hz	9137001184	1	
	HF-P 136 TLD EII 220-240	9137001911	1	
	HF-P 236 TLD 230-240	9137001112	2	
HF-Performer 236 TL-D 220-240V 50/60Hz	9137001364	2		
HF-Pi 1 14/21/24/28/39 TL5 EII 220-240	9137006240	1		
HF-S 136 TL-D II	9137130321	1		
HF-S 236 TL-D II	9137130324	2		
HF-S 336 TL-D II	9137130327	3		
OSRAM	QT-FIT8 1x36		1	
	QT-FIT8 2x36		2	
	QTP8 1x36		1	
	QTP8 2x36		2	
	QTP-OPTIMAL 1x18-40		1	
	QTP-OPTIMAL 2x18-40		2	
	QT-FIT 5/8 2x18-39		2	
HELVAR	EL1x36/40/18S		1	
	EL1x36HF		1	
	EL1x36ngn		1	
	EL2x36/40s		2	
EL2x36ngn		2		
TRIDONIC	PC 1/36 T8 INDUSTRY	86458035	1	
	PC 1/36 T8 PRO	22176217	1	
	PC 1*36 T8 PRO lp	22185214	1	
	PC2/36 T8 INDUSTRY	86458036	2	
	PC2x36 T8 PRO sl	22185217	2	
	PC 2x36 T8 TOP sl	22185226	2	
	PC 1*36 T8 TOP sl	22185223	1	
	PC1/36 T8 PRO sc	89800008	1	
	PC 1/36 T8 PRO	22176108	1	
PC 3/36 T8 PRO	22176231	3		
VOSSLOH-SCHWABE	ELXc 136.207	188708	1	
	ELXc 236.202	188316	2	
	ELXc 236.208	188705	2	
	ELXe 238.527	188137	2	
	ELXe 238.527	188137	1	
BAG-HUECO	BCS36.1FX-11/220-240	10077590	1	
	BCS36.2FX-11/220-240	10077591	2	
	D36.2-23021 E	166132	2	
	D 58.1-23021 E	166072	1	
	ECS36.2SR-01/220-240	167032	2	
Trilux	D58.1-23021E		1	
	DD58.1-23031E		1	
Others	EM ballast		1	
	Direct Mains		1	

1500mm CorePro LED tube HF InstantFit

Ballast Compatibility



KEY

	Ballast is compatible
•	Ballast is compatible, light output may differ >10% compared to specifications
	Ballast is not compatible, will not work according to Philips claimed specifications
	No data available

This document is for information purposes and must be treated as recommendation. Philips attempted to provide best results, results are generated in lab controlled environment and may differ from actual application conditions



	Ballast type	10nc	Lamps on ballast	AC (50Hz) on HF Ballast Compatible
PHILIPS	EI 158 TL-D 220-240	9137 006 075	1	
	HF-B 158 TLD 220-240	9137 001 123	1	•
	HF-B 158 TLD EII 220-240	9137 001 927	1	
	HF-B 258 TLD 220-240	9137 001 125	2	
	HF-B 258 TL-D EII 220-240	9137 001 929	2	
	HF-E 158 TL-D	9137 130 389	1	
	HF-E 1/2 58 TL-D II	9137 130 409	2	•
	HF-E 1/2 58 TL-D II	9137 130 409	1	•
	HF-P 158 TL-D 220-240	9137 001 365	1	
	HF-P 158 TLD EII 220-240	9137 001 912	1	
	HF-P 158 TL-D III IDC	9137 130 318	1	
	HF-P 158 TL-D III IDC C2E	9137 130 318	1	
	HF-P 258 TLD EII 220-240	9137 001 916	2	•
	HF-P 258 TL-D III IDC	9137 130 319	2	•
	HF-P Xt 158 TLD EII 220-240	9137 006 179	1	
	HF-P Xt 258 TL-D EII 220-240	9137 006 180	2	
	HF-P 158 TLD 220-240	9137 001 185	1	
	HF-P 258 TLD 220-240	9137 001 110	2	
	HF-S 158		1	
	HF-S 158 TL-D II	9137 130 322	1	•
	HF-S 258 TL-D II	9137 130 325	2	
	HF-S 258 TL-D II HT	9137 006 899	2	
	HF-S 158 TLD 220-240	9137 006 319	1	
EB-P 258 TLD ICC 220-240		2	•	
OSRAM	QT-FIT8 1x58-70		1	
	QT-FIT8 2x58-70		2	•
	QTP8 1x58		1	
	QTP8 2x58		2	
	QTP-OPTIMAL 1x54-58		1	
	QTP OPTIMAL 2x54 58		2	•
	QT-FIT 5/8 1x54-58		1	
	QT-FIT 5/8 2x54-58		2	•
HELMAR	EL1x58ngn		1	
	EL1x58s		1	
	EL2x58es		2	
	EL2x58HF		2	
	EL2x58ngn		2	
EL2x58s		2		
TRIDONIC ATCO	PC 1/58 T8 INDUSTRY	86 458 037	1	
	PC 1/58 T8 PRO	22 176 094	1	
	PC 1x58 T8 PRO lp	22 185 215	1	
	PC 2/58 T8 INDUSTRY	86 458 038	2	
	PC 2/58 T8 PRO	22 176 095	2	
	PC 2x58 E011		2	
	PC 2x58 E011 IDC	22 083 174	2	
	PC 2x58 T8 PRO sl	22 185 218	2	
	PC 1x58 T8 TOP sl	22185224	1	
	PC 2x58 T8 TOP sl	22185227	2	
	PCA 1/58 excel one4all	22 085 286	1	
	PCA 2x58 EXCEL One4all lp	28 000 040	2	

1500mm CorePro LED tube HF InstantFit

Ballast Compatibility



KEY

	Ballast is compatible
•	Ballast is compatible, light output may differ >10% compared to specifications
	Ballast is not compatible, will not work according to Philips claimed specifications
	No data available

This document is for information purposes and must be treated as recommendation. Philips attempted to provide best results, results are generated in lab controlled environment and may differ from actual application conditions



	Ballast type	10nc	Lamps on ballast	AC (50Hz) on HF Ballast Compatible
VOSSLOH-SCHWABE	ELXc 158.201	188315	1	•
	ELXc 158.209	188706	1	
	ELXc 158.218	188870	1	
	ELXc 258.203	188317	2	•
	ELXc 258.210	188707	2	
	ELXc 258.219	188871	2	
	ELXe 258.222	188130	2	•
	ELXe 258.222	188130	1	•
	ELXe 158.524	188024	1	•
BAG-HUECO	BCS58.1FX-11/220-240	1007 7592	1	
	BCS58.1SR-01/220-240	1005 1002	1	
	BCS58.2FX-11/220-240	1007 7593	2	
	BCS58.2SX-01/220-240	1005 1003	2	
	D 58.1-23021 E	166 072	1	•
	D 58.2-23021 E	166 082	2	
	SCS58.2SR-11/220-240	166 272	2	
TRILUX	D58.1-23021E		1	•
	D58.2-23021E		2	
	DD58.1-23031E		1	
MAY + CHRISTIE	MCU 158		1	
	MCU 258		2	
OTHERS	Direct mains			
	Electro Magnetic Ballast			

General notes: Please note that Philips LED tube HF range is only tested with HF ballasts on AC operation. The performance of Philips LED tube on HF ballasts with DC operation is not tested and is therefore not guaranteed. Philips LED tube HF range is designed to work on HF ballasts only. For EM ballasts or direct mains connection, please contact a Philips sales representative for more information on EM/Mains compatible range. The compatibility performance listed in this document is for information purposes only. Although Philips aims to provide the most accurate information, compatibility performance in diversified field applications may vary from Philips internal test results under controlled experiments. Compatibility performance may also vary for different generations of ballasts which are under the same model number. Philips recommends the installers to perform a test installation before full usage. Philips will not accept claims for any damage caused by not implementing the ballasts from this document. This document is only relevant for aforementioned Philips LED tube models. Customers are also encouraged to check and follow the instructions from HF ballast manufacturers for installation instructions.

Dimming: Philips CorePro LED tube HF Instant Fit is not developed for dimming. Therefore the performance cannot be guaranteed in a dimming application. In case of usage in a dimmable application, warranty does not apply.

