

LINEAR SYSTEMS indoor

Zirkol C - 1,5m



Zirkol C è una gamma di lampade LED a sospensione realizzate per applicazioni in interni specialmente per il segmento retail e hospitality. Sono disponibili differenti finiture, dimensioni e flussi luminosi.

Zirkol C is a LED suspension lamp range designed for indoor application especially in retail and hospitality segment. Different finishing, dimensions and lumen flux.

INFORMAZIONI GENERALI GENERAL INFORMATION

Numero di sorgenti Number of light source	High Flux LED Strip
Tipo di ottica Optic type (beam angle)	diffusa (UGR>20) diffuse (UGR>20)
Temperatura colore iniziale Initial Color Temperature	3000K/4000K
Indice di resa cromatica Color Rendering Index	>80
Tipo di ottica Optic type	schermo opale opal screen
Trasformatore incluso Driver included	YES/remote + DALI interface
Colore sorgente luminosa Light source color	bianca white
Classe di protezione IEC IEC Protection class	III
Colore/finitura apparecchio Luminaire color/finish	nero opaco RAL9005 matt black RAL9005 bianco opaco RAL9016 matt white RAL9016
Montaggio Mounting	kit sospensione suspension kit
Connessione Connections	cavo trasparente transparent cable
Cavo Cable	5m
Orientabile Adjustable	NO
Dimensioni Dimensions	Ø1500mm(+/-20mm)
Peso netto (pezzo) Net weight (piece)	6,0Kg

FUNZIONAMENTO E PARTE ELETTRICA OPERATING AND ELECTRICAL

Tensione/corrente di ingresso Input voltage/current	24VDC
--	-------

CONTROLLI E REGOLAZIONE DEL FLUSSO CONTROL AND DIMMING

Dimmerabile Dimmable	versione DALI DALI version
Controlli compatibili Compatible controls	DALI/DMX/CASAMBI

RENDIMENTO INIZIALE INITIAL PERFORMANCE

Flusso luminoso iniziale Initial luminous flux (system flux)	~5200lm(DIRECT) ~2500lm (INDIRECT)
Tolleranza Flusso luminoso Luminous flux tolerance	+/- 10%
Efficienza iniziale apparecchio LED Initial LED luminaire efficacy	~35lm/W (DIRECT) ~38lm/W (DIRECT/INDIRECT)
Cromaticità iniziale Initial chromaticity	/
Potenza di ingresso iniziale Initial input power	max 140W (DIRECT) max 200W (DIRECT/INDIRECT)
Tolleranza consumo energetico Power consumption tolerance	+/- 10%

CONDIZIONI DI APPLICAZIONE APPLICATION CONDITION

Intervallo temperatura ambiente Ambient temperature range	-0°C / 35°C
Performance ambient temperature Performance ambient temperature	25°C

APPROVAZIONE E APPLICAZIONE APPROVAL AND APPLICATION

Grado di protezione Ingress protection code	IP40
Codice protezione impatti meccanici Mechanical impact protection code	/

RENDIMENTO NEL TEMPO OVER TIME PERFORMANCE

Lumen maintenance at median useful life* 50000 h Lumen maintenance at median useful life* 50000 h	L80
--	-----

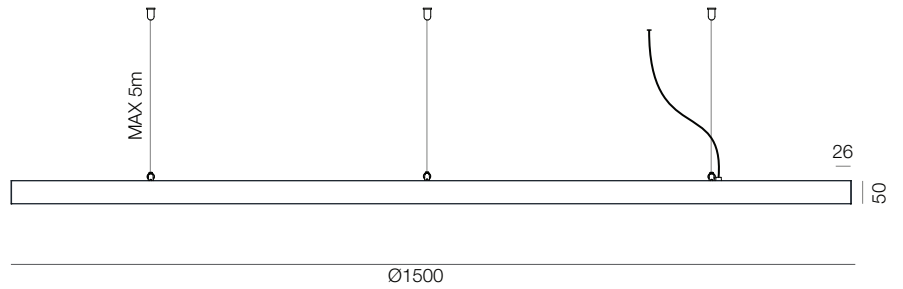
REMARKS

- rosone non incluso/versioni speciali a richiesta
- ceiling rose not include/special version at request

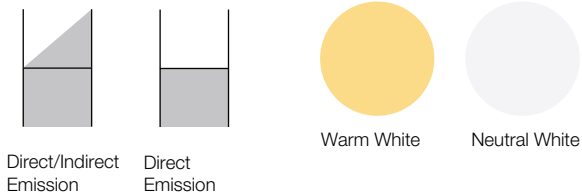


DISEGNO TECNICO
DIMENSIONAL DRAWINGS


Dimensioni (mm)
Dimensions (mm)



Luminous Emission



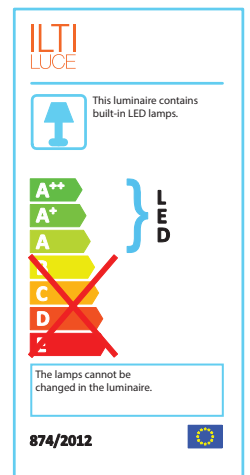
Finishing



CODICI
CODES

12NC	codice/code	versione/version	CCT
910504801655	BZRC0315G24WNE	DIRECT + PSU	3000K
910504801656	BZRC0315G24NNE	DIRECT + PSU	4000K
910504801657	BZRC1415G24WNE	DIRECT/INDIRECT + PSU	3000K
910504801658	BZRC1415G24NNE	DIRECT/INDIRECT + PSU	4000K
910504801663	BZRC1615G24WNE	DIRECT + DALI	3000K
910504801664	BZRC1615G24NNE	DIRECT + DALI	4000K
910504801665	BZRC1715G24WNE	DIRECT/INDIRECT + DALI	3000K
910504801666	BZRC1715G24NNE	DIRECT/INDIRECT + DALI	4000K

12NC	codice/code	versione/version	CCT
910504801695	BZRC0315G24WBO	DIRECT + PSU	3000K
910504801696	BZRC0315G24NBO	DIRECT + PSU	4000K
910504801697	BZRC1415G24WBO	DIRECT/INDIRECT + PSU	3000K
910504801698	BZRC1415G24NBO	DIRECT/INDIRECT + PSU	4000K
910504801704	BZRC1615G24WBO	DIRECT + DALI	3000K
910504801705	BZRC1615G24NBO	DIRECT + DALI	4000K
910504801706	BZRC1715G24WBO	DIRECT/INDIRECT + DALI	3000K
910504801707	BZRC1715G24NBO	DIRECT/INDIRECT + DALI	4000K



ILTI LUCE