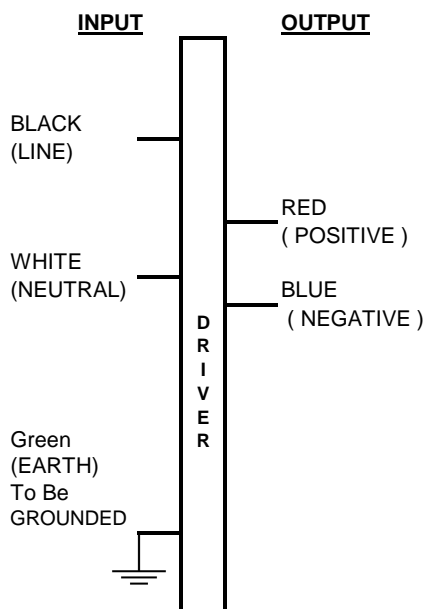


Ordering 12NC	9290 014 07506
Brand Name	Xitanium
Description	Xitanium 20W 1.0A 20V
Model Number	X020C100V020FNP1AO
Input Voltage	220 - 240V
Input Frequency	50 Hz
RoHS	Yes
Approbations	IS 15885 (Part 2 / Sec 13)
Status	BIS Certified

Output Power (W)	Output Voltage (V dc)	Output Current (A dc)	Efficiency at Max Load	Max Case Temp (°C)	Input Current (Arms)	Max Input Power (W)	Ambient Temperature (°C)	THD @ Max Load (%)	Power Factor @Max Load	Surge Protection Diff/Com(KV)	Weight (Kg)	Envir. Protection Rating
20	14 - 20	1.0	240V	80	240V	24	-10 to +55	≤ 10 @Max Load	≥ 0.95	4 / 4	0.27	Dry & Damp
			84		0.11							


Wire Diagram



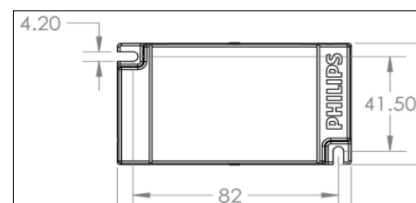
Input and output use lead-wires.
Lead-Wires are 105C / 600V multistrand Copper wire with soldered ends

Lead Length
Standard lead length is 110mm (±10mm) on all wires outside the can

Enclosure



	(mm)
Case Length	92
Case Width	54
Case Height	32
Mounting Length	82
Mounting Width	42



Ordering 12NC	9290 014 07506
Brand Name	Xitanium
Description	Xitanium 20W 1.0A 20V
Model Number	X020C100V020FNP1AO
Input Voltage	220 - 240V
Input Frequency	50 Hz
RoHS	Yes
Approbations	IS 15885 (Part 2 / Sec 13)
Status	BIS Certified

PHILIPS

XITANIUM™

20W 1.0A 20V

1.0A

Model No: X020C100V020FNP1AO

U_n : 240V	f_n : 50Hz
I_n : 0.11A	P_{out} : 20W
P_n : 24W	U_{out} : 14-20Vdc
PF : ≥ 0.95	I_{out} : 1.0A dc
THD : $\leq 10\%$	t_a : -10...+55°C
U_{out} (Open Circuit Voltage): 32Vdc max	

• Tc
80°C max

LED DRIVER

MAINS

GREEN

BLACK

WHITE

(L) (N)

LED

RED

BLUE

(+) (-)

Dry & Damp location
Made in India

Product Data	
Full product code	9290 014 07506
Full product name	Xitanium 20W 1.0A 20V
Net weight per piece	270 gms
Dimming	None (FIXED)
Ambient Temp. Range	-10C to +55C
Line Voltage (AC Nominal)	220 - 240V +/-10%
Line Voltage (Output Power Regulation)	140 - 277V
Line Current	0.11A @ 240V
Line Frequency	50 Hz
Envir. Protection Rating	Dry and Damp
	Suitable for Outdoor Application
Life at Tc 80 degree C	50000 hrs (nom.)
Ingress Protection	IP 20
Tc - Max.	80°C
Max. Driver number on MCB 16A (Type B)	24 (max.)
Input Over Voltage	Auto Shutdown at 300 ± 10V AC
	Can Survive input Voltage Stress of 320V for 48 hours
	Can Survive input Voltage Stress of 350V for 2 hours
LED Current Tolerance	+/- 5% of Imax
Earth Leakage Current	0.7 mA Pk (max)
Output Current Ripple	30% (ripple = pk / avg.)
THD Total	$\leq 10\%$ @ Full Load @ 240V Supply
P.F. at Max. Load	≥ 0.95
Isolation (Input - Output)	Isolated Driver (Basic isolation : 1.5KV)
Protection	Short Circuit and Open Circuit Protection for LED + and LED -
Standby Power	$\leq 0.5W$

Ordering 12NC	9290 014 07506
Brand Name	Xitanium
Description	Xitanium 20W 1.0A 20V
Model Number	X020C100V020FNP1AO
Input Voltage	220 - 240V
Input Frequency	50 Hz
RoHS	Yes
Approbations	IS 15885 (Part 2 / Sec 13)
Status	BIS Certified

Installation & Application Notes :

Section I - Physical Characteristics

- 1.1 LED Driver shall be installed inside an electrical enclosure
- 1.2 Wiring inside electrical enclosure shall comply with 600V/105°C rating or higher

Section II - Performance

- 2.1 LED Driver has a rated lifetime of 50,000 hours @ $T_c \leq 80^\circ\text{C}$
- 2.2 LED Driver tolerates sustained open circuit and short circuit output conditions without damage
- 2.3 LED Driver maximum allowable case temperature is 80°C - see product label for measurement location
- 2.4 LED Driver complies with the requirements of IS 15885 (Part 2 / Sec 13)

ELECTRICAL RATINGS :

Model	Input, 50/60 Hz		Output (nominal)		
	V	A	V DC	A DC	Watts
Xitanium 20W 1.0A 20V	220 - 240	0.11	20	1.0	20

TECHNICAL CONSIDERATIONS (NOT FOR FIELD REPRESENTATIVES USE) :

Section III - Conditions of acceptability

When installed in the end-use equipment, the following are among the considerations to be made :

- 3.1 The equipment shall be installed in compliance with the enclosure, mounting, spacing, casualty and segregation requirements of the ultimate application.
- 3.2 The driver case must be grounded in the end-use application.
- 3.3 The driver is suitable for use in "Damp" and "Dry" locations.
- 3.4 When the drivers are installed in the end-use application, the case temperature should not exceed the temperature limits specified in the following table:

Model	Input Voltage, Hz	Max Case @ TC , °C
Xitanium 20W 1.0A 20V	220 - 240 , 50/60	80

- 3.5 The leakage current test should be repeated in the end device.

Model	Input Voltage, Hz	Leakage Current
Xitanium 20W 1.0A 20V	220 - 240 , 50/60	0.7mA max.