

The Philips logo is displayed in a white rounded rectangle in the top left corner. It consists of the word "PHILIPS" in a bold, blue, sans-serif font.

DigiStreet

Public Lighting



Product guide DigiStreet

Road and street
lighting is
becoming digital



“

Today, 54% of the world's population lives in cities, increasing to 66% by 2050.”

The changing role of lighting in towns and cities

By 2050, two-thirds of the world's population is expected to live in cities. This rapid urbanisation will lead to far reaching social and technological changes, and presents a complex challenge: how can you create a safe, attractive and sustainable urban environment while under severe budget and resource constraints? Part of the solution is to derive maximum value from your lighting infrastructure. In addition to helping you achieve sustainability targets, energy-efficient lighting solutions improve quality of life and create a feeling of well-being.

Advances in digital technology for outdoor lighting in combination with smart lighting control and software mean you have access to integrated, intelligent solutions that adapt to the ebb and flow of urban activity. Harnessing the digital potential of LED luminaire technology will not only enable your municipal authority to save energy and reduce maintenance costs, but also to create a vibrant, urban environment where life, work and play feel safe and secure.

4
DigiStreet

6
Family range



8
Application areas




10
LEDGINE optimised

12
Lighting performance

Serviceability 14



16
DigiStreet in control



20
Specifications

18
Components





Public Lighting
DigiStreet
Product family

DigiStreet

DigiStreet is the first road and street luminaire family that enables you to save on energy and resources, optimise maintenance efficiency, while getting you ready for the digital age. Designed exclusively for roads and streets, this luminaire family is the ideal choice for cities to switch to long-lasting, efficient LED lighting. Available in a range of forms and optics, DigiStreet luminaires can be used in many different applications, making them the ideal choice for public lighting.

LEDGINE optimised optics

A dedicated road and street range with LEDGINE optics means you can always specify an optimised solution for your application. And you'll save up to 80% on energy compared to conventional lamps. The DigiStreet family meets the needs of applications ranging from highways to big city roads and even narrow paths.

Connectivity

As the range is CityTouch ready, the luminaire can easily be synchronised with the cloud-based CityTouch system to enable connected lighting applications. The luminaire gives city authorities the possibility to switch to a connected system right away or in the future.

Serviceability and operational efficiency

Thanks to the Philips Service tag placed on all luminaires, poles and the boxes, each DigiStreet luminaire is uniquely identifiable by simply scanning a QR code. All relevant information for this specific luminaire can be accessed using a simple hand-held device like a smartphone or tablet. If required, spare parts can also be configured to the original registered settings for any specific luminaire. By being able to immediately identify all individual products, your installation and maintenance processes become faster, easier and more cost-effective.

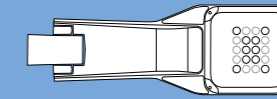
Complete road and street product family

The complete DigiStreet product family features a distinctive flat design signature. The range of optics covers narrow to wide geometries and come in a range of luminance and illuminance classes as well as dedicated optics for specific applications. This gives you optimum glare control and helps prevent vertical light pollution according to glare classifications up to G6.

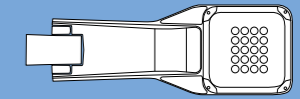


Mounting possibilities

DigiStreet Micro

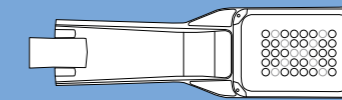


10 LEDs

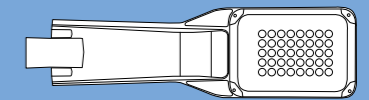


20 LEDs

DigiStreet Mini

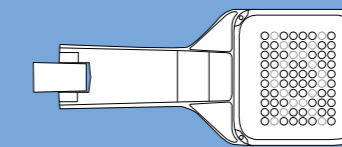


30 LEDs

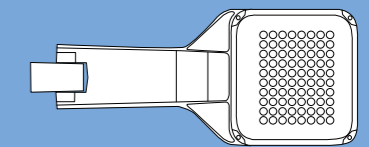


40 LEDs

DigiStreet Medium

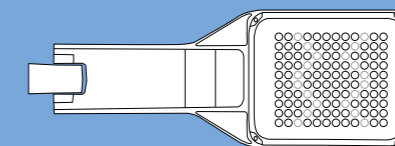


60 LEDs

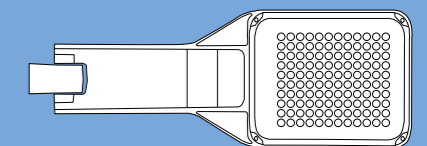


80 LEDs

DigiStreet Large



100 LEDs



120 LEDs

Tilt adjustments

To optimise the light distribution for varying road configurations or glare restriction, the multi-functional spigot of DigiStreet can be tilted from -20 to +20 degrees in five-degree steps. The positioning can be adjusted using two screws at the back. The tilt angles are clearly marked.



Post-top:

0, +5, +10, +15 and +20 degrees



Side-entry:

-20 to +20 degrees in 5-degree steps

Application areas

The DigiStreet family meets the needs of a wide variety of applications in towns, cities and the urban surroundings, from large inner-city highways to narrow paths.

The DigiStreet application areas include

- Sports**
 - Parking area
- City center**
 - Boulevard & avenue
 - Pedestrian crossing
 - Roundabout
 - Side street
 - Cycle path & footpath
 - Parking area
 - Public transport area
- Traffic route**
 - Boulevard & avenue
 - Cycle path
 - Parking area
 - Provincial road
 - Urban main/access road
 - Highway & road lighting
 - Countryside road
 - Highway
 - Pedestrian crossing
 - Roundabout
- Area & Transportation**
 - Airport
 - Harbor
 - Parking area
 - Public transport area
 - Industrial area
 - Petrol station
 - Rail yard
 - Waterway
- Residential area**
 - Cycle path & footpath
 - Pedestrian crossing
 - Roundabout
 - Parking area
 - Residential street





LEDGINE optimised

Public Lighting
.....
DigiStreet
.....
LEDGINE
.....

The new generation LEDGINE offers a unique combination of standardisation and customisation, so you can tune lighting solutions to suit your exact needs. The three pillars that characterise the LEDGINE are standardised optics, standard engine and tailor-made solutions.



Standardised optics

Complete new optics range ensures a perfect fit for every application. The optics offer flexibility, enabling standardisation over applications with outstanding performance across a wide range of geometries – as well as design parameters such as tilt and overhang. They are easy to use and distribution remains the same, so even after a LED upgrade you are assured of design continuity. The optics comply with national and European road lighting standards.

Standard engine

Using a standard engine across key portfolio means you can benefit from the latest LED upgrades to various products without changing light distributions. The flux packages are pre-defined across product ranges, including CLO options. Flux minimisation is achieved by using the highest flux package (up to L96B10) per standard. And for upgrades, the lighting image is continued and the engine is available for your installed base. Easy configuration is assured thanks to the Philips Service tag.

Tailor-made solutions

For tuned project solutions, Philips can support you with the exclusive L-Tune tool. It enables you to build the required flux to ensure the best balance between operational life, maintained flux, energy costs and product type. You can create your own standard by matching requirements to your own policy. For serviceability, the L-Tune program codes are linked to the Philips Service tag.





Lighting performance

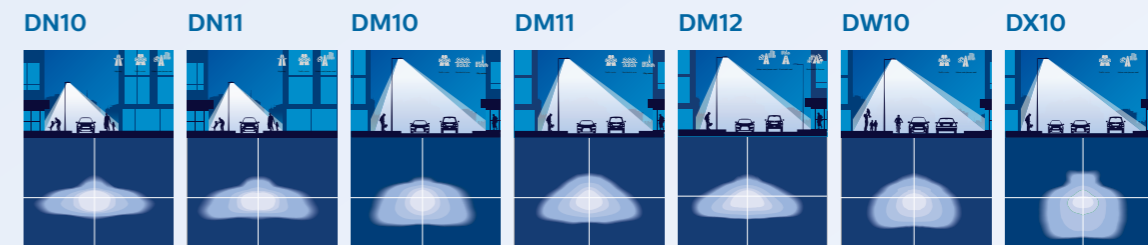
Thanks to its variety in lighting distributions and luminous flux, the DigiStreet range is flexible and can be used in many applications. An extensive optics portfolio is available to cover the needs of various applications. These include Luminance classes (M) and Illuminance classes (P, C). The optic geometrics include narrow, medium, wide and extra wide optics for outdoor places.

Optics for dedicated applications include light trespass prevention, comfort, wet roads, catenary optics, pedestrian crossings and facial recognition.

Portfolio of optics

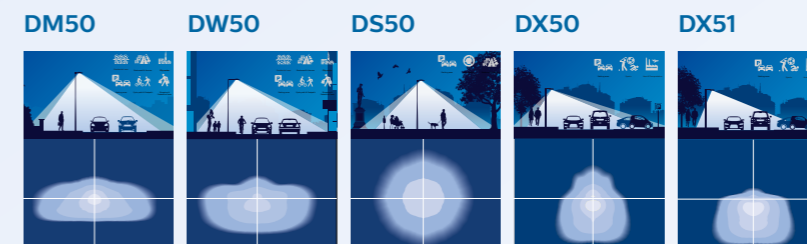
Luminance classes (M)

DN10/DN11/DM10/DM11/DM12/DW10/DX10



Illuminance classes (P, C)

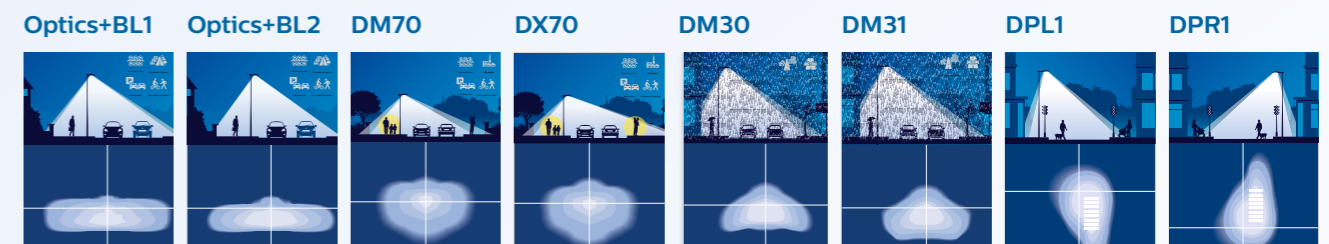
DM50/DW50/DX50/DX51/DS50



From narrow to wide geometries →

Dedicated applications

BL1/BL2/DM30/DM31/DPL1/DPR1/DM70/DX70



Designed for serviceability

Since LED luminaires require different competencies and processes for maintenance, fault finding and repair, DigiStreet and its components are designed with serviceability in mind. Furthermore, to provide better support, 24/7 access to information and spare parts ordering, all DigiStreet products and packages can be identified by the unique Philips Service tag QR code.

“The greatest value of the Philips Service tag is that it enables us to **save precious time and avoid human errors**”



Why Philips Service tag?



Easy access to relevant information
Improving installation process by providing easy access to product configuration information



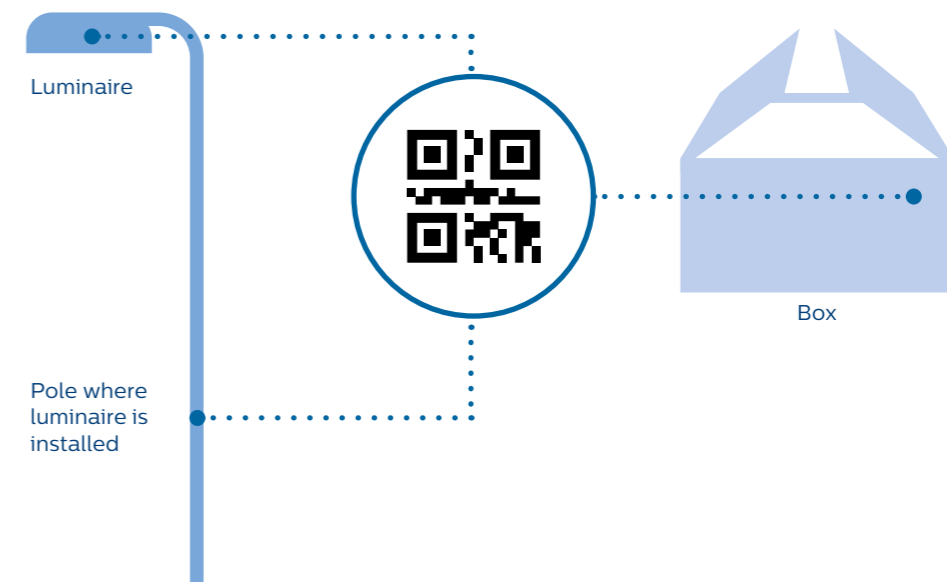
More effective maintenance
Enabling more effective maintenance operations by identifying spare parts



Digital maintenance
Enabling you to pre-program spare parts to factory settings

Instant access to procedures, spare part list and programming

This tag features a QR-based identification system that gives you instant access to critical information during unpacking, installation, diagnostics, fault reporting and programming. Simply scan the tag with a smartphone or tablet running the Philips Service tag app, and the contents of the box plus installation information are described. The tag also activates the five-year warranty. To assist in diagnosing breakdowns, scanning the tag provides the troubleshooting guide applicable to that luminaire. Sourcing spare parts and 'one touch' programming of parts to original settings can also be done using the app. It's that simple.



DigiStreet in control

Lighting city streets, roads and public spaces presents many challenges. Due to traffic density and different traffic levels, the dynamics of city life change constantly. To respond to those changes and make the city feel safe, attractive and inviting, you need the right levels of lighting. But urban planners are also under pressure to reduce energy costs and maximise the city's green credentials. Philips offers you a complete intelligent lighting controls range that helps you overcome all those issues and makes the city more livable and sustainable.



Service



CityTouch Ready luminaires



CityTouch software

Connected lighting

CityTouch Ready luminaires

DigiStreet can be seamlessly connected to CityTouch software via CityTouch connect app (remote management), with all the intelligence being integrated into the luminaire without the need for any additional hardware. Communication runs directly via the public mobile network. Furthermore, the entire connectivity management is covered by the service we provide, ensuring there is no hassle for you, the customer. Once connected to the power supply, a light point automatically appears on the CityTouch map at the right location – with all the relevant technical

parameters imported into the system.

CityTouch connect app is an intelligent, interactive remote management solution for street lighting. It brings your city lighting to life and offers you flexibility, information and accuracy. The system's flexibility enables you to respond easily to expected and unexpected situations by dimming or brightening any of the areas within your city to ensure safety and well-being. Information keeps you up to date on the current status of every single luminaire, facilitating more effective

maintenance and faster repairs. And accurate energy metering gives you a precise overview of actual energy consumption.



CityTouch connect app key features



Control of each individual light point

You have the flexibility to adjust every single luminaire to changing situations or requirements at any time. You can adjust calendars to suit your individual needs simply by changing the switching points of each dimming profile via drag and drop.



Fault detection and notification

Faster and better provision of information about the current status of the lighting infrastructure enables you to address maintenance issues more quickly and to improve the maintenance service level.



Accurate energy metering

Accurate energy metering for each individual luminaire enables you to monitor your energy bills and to identify potential new savings.

Components



- 1 DigiStreet** has been designed as a luminaire family that lasts a lifetime and is prepared for the future, in materials, connectivity possibilities and in space. All four sizes are designed as a two-compartment luminaire, one compartment for the driver and a separate compartment for the ledboard and lighting regulation components. With a lifetime of 100.000 hours there is no need to change the LEDs during the lifetime.
- 2** The DigiStreet housing is made of corrosion resistant aluminum (LM6) and uses flat glass (**2a**) to minimise upward light. The cover is fixed to the frame with four metal holders (**2b**) and ensures an IK protection of **IK09**.
- 3** The **spigot** (LM6-alloy aluminum) is designed to enable you to set the tilt angle from -20 to +20 degrees. These spigots are available to suit all your installation requirements: universal post-top / side-entry spigot for Ø 32-48 mm, post-top / side-entry spigot for Ø 62 mm or separate spigot for post-top Ø 76 mm.
- 4** Mounting of the spigots is standard with two stainless steel M8 bolts (extra-long bolts for a small bracket can be ordered).
- 5** Opening and closing of the driver compartment has been made easy and robust (for cable connection or driver replacement). The actual clip is made of stainless steel and is available as a spare part.
- 6** All drivers are fixed by a clip and can be loosened by hand. The wires need a simple tool to unlock the wires in the poke-in connector.
- 7** To ease maintenance and serviceability the housing of the driver can be locked in an almost vertical position thanks to the steel stand bracket. This enables you to service the luminaire from above in a stable position.
- 8** The silicon gasket with its special profile helps to protect the critical components from water and dust. It is IP66 and remains in place when opening the driver compartment.

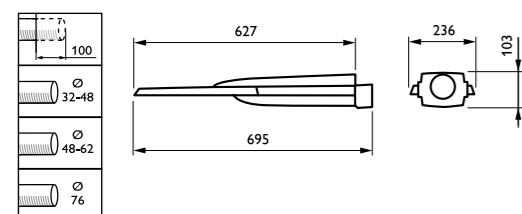
- 9** DigiStreet uses standardised LEDGINE O platform and the complete series of the OptiPerfect optics.
- 10** DigiStreet uses a white frame in all configurations to maximise light output and maximise lighting efficacy.
- 11** The cable connection is a standard M20 cable gland with strain relief, for cable Ø 6-12 mm.
- 12 Electrical connection**
 DigiStreet comes in class I or Class II.
 Class I: Earth wire needs to be connected to the earth slot in terminal block.
 Class II: Neutral / phase are connected to common terminal block. DALI incoming wiring is connected to a terminal block. A knife connector is optionally available. With the knife connector, DALI incoming wiring is connected to a separate termination block.
- 13 Lighting control systems**
 DigiStreet has several options for regulating lighting:
 - DynaDimmer or LumiStep standalone scenarios (various dim percentages and time settings).
 - LineSwitch for one step dimming.
 - DALI dim prepared for incoming communication.
 - CityTouch Ready
 - StarSense RF Wireless
 - Future proof due to available space for future connected components.

Specifications

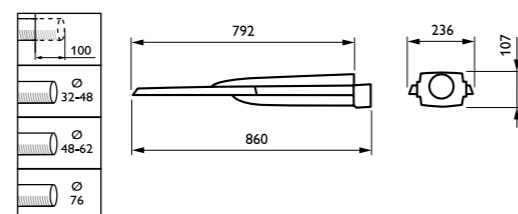


Type Name	Micro – BGP760	Mini – BGP761
Source lumens output	1200 to 6000 lumen	3500 to 11500 lumen
Wattage (NW)	10 LED: 8 to 21W / 20 LED: 19 to 41W	30 LED: 31 to 60W / 40 LED: 60 to 76W
Efficacy (system)	127 Lm/W	130 Lm/W
LEDs	10 / 20 LEDs	30 / 40 LEDs
Power factor (at full load)	>0.99	>0.99
Correlated Color Temp. (CCT)	NW / WW / CW	NW / WW / CW
Color Rendering Index (CRI)	Warm white: ≥ 80 Neutral white & Cool white: ≥ 70	Warm white: ≥ 80 Neutral white & Cool white: ≥ 70
System life/lumen maintenance (system = light modules & drivers)	L90B10 @ 100,000hrs	L90B10 @ 100,000hrs
Light distributions / optics / Louvres	LEDGINE OPTIMIZED DM10 / DM11 / DM12 / DM30 / DM31 / DM32 / DM33 / DM50 / DM70 / DM10 / DN10 / DN11 / DW10 / DW12 / DW50 / DX10 / DX50 / DX51 / DX70 / DS50 / DPR1 / DPR2 BL1 / BL2	
Mains input voltage	220-240V	220-240V
Inrush current	40W DEC FP driver: 22A / 290us (Max 20 driver on MCB 16A B Type) / 75W DEC FP driver: 46A / 250us (Max 11 driver on MCB 16A B Type) / 150W DEC FP driver: 53A / 300us (Max 8 driver on MCB 16A B Type)	
Operating temperature range	-20° to +35°C	-20° to +35°C
Electrical insulation class	Class I & II	Class I & II
Degree of protection	IP66 IK09 Surge 6kV / Max 10kV (with SPD)	IP66 IK09 Surge 6kV / Max 10kV (with SPD)
Luminaire dimensions (l x w x h)	627 x 236 x 103 mm / 247 x 93 x 41 in	792 x 236 x 107 mm / 312 x 93 x 42 in
Luminaire weight	6 Kg / 13.22 lb	7.7 Kg / 17 lb
Material / Finishing	LM6 Aluminium MSP painting (optional)	LM6 Aluminium MSP painting (optional)
Luminaire mounting / Installation	Choice of 3 spigots: 32-48 mm / 48-62 mm / 76 mm Side entry: 32-48 mm / 48-62 mm Post top: 48-62 mm / 76 mm Tilt: 0° to +20° for Post Top and -20° to +20° for Side Entry with steps of 5°	Choice of 3 spigots: 32-48 mm / 48-62 mm / 76 mm Side entry: 32-48 mm / 48-62 mm Post top: 48-62 mm / 76 mm Tilt: 0° to +20° for Post Top and -20° to +20° for Side Entry with steps of 5°
Electrical connection / Cabling	3183Y cable (3x0.75 / 3x1.5 / 3x2.5), HO7RN cable (2x1.5 / 3x1.5 / 4x1.5 / 5x1.5) Length of cables: 4m, 5m, 6m, 8m, 10m, 12m, 15m, 18m	
Controls	D9 (DALI), D11/D12 (LineSwitch), D13 (AmpDimming), D18 (DynaDimmer L-tune), D24 (DynaDimmer with DALI unprogrammed), CLO, DDF1/2/3/27	
Photocell / Connectors	P1 (Nema Socket) / P1-7 (7 pins Nema) / SR Connector (from late 2017)	
Remote Light Management	CityTouch	
Maintenance	Philips Service Tag / Toolless maintenance of driver / Clip to open gear compartment	
Certification / Listing	CE / ENEC+ / 005 / ROHS / LM79 / LM80-TM21	

Micro – BGP760

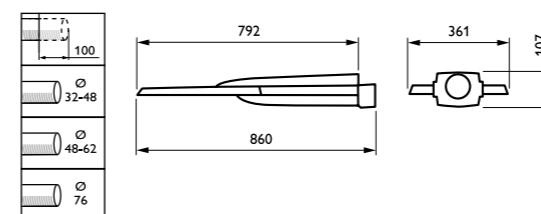


Mini – BGP761

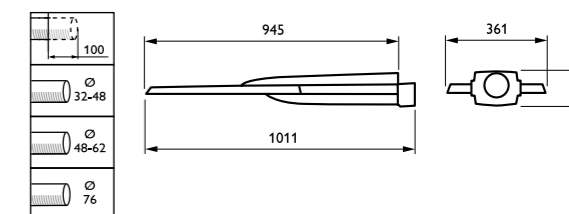


Type Name	Medium – BGP762	Large – BGP763
Source lumens output	6800 to 23000 lumen	11500 to 32600 lumen
Wattage (NW)	60 LED: 65 to 117W / 80 LED: 115 to 152W	100 LED: 160 to 193W / 120 LED: 206 to 228W
Efficacy (system)	130 Lm/W	129 Lm/W
LEDs	60 / 80 LEDs	100 / 120 LEDs
Power factor (at full load)	>0.99	>0.99
Correlated Color Temp. (CCT)	NW / WW / CW	NW / WW / CW
Color Rendering Index (CRI)	Warm white: ≥ 80 Neutral white & Cool white: ≥ 70	Warm white: ≥ 80 Neutral white & Cool white: ≥ 70
System life/lumen maintenance (system = light modules & drivers)	L90B10 @ 100,000hrs	L90B10 @ 100,000hrs
Light distributions / optics / Louvres	LEDGINE OPTIMIZED DM10 / DM11 / DM12 / DM30 / DM31 / DM32 / DM33 / DM50 / DM70 / DM10 / DN10 / DN11 / DW10 / DW12 / DW50 / DX10 / DX50 / DX51 / DX70 / DS50 / DPR1 / DPR2 BL1 / BL2	
Mains input voltage	220-240V	220-240V
Inrush current	40W DEC FP driver: 22A / 290us (Max 20 driver on MCB 16A B Type) / 75W DEC FP driver: 46A / 250us (Max 11 driver on MCB 16A B Type) / 150W DEC FP driver: 53A / 300us (Max 8 driver on MCB 16A B Type)	
Operating temperature range	-20° to +35°C	-20° to +35°C
Electrical insulation class	Class I & II	Class I & II
Degree of protection	IP66 IK09 Surge 6kV / Max 10kV (with SPD)	IP66 IK09 Surge 6kV / Max 10kV (with SPD)
Luminaire dimensions (l x w x h)	792 x 361 x 107 mm / 312 x 142 x 42 in	945 x 361 x 121 mm / 372 x 142 x 48 in
Luminaire weight	8.9 Kg / 19.6 lb	13 Kg / 28.6 lb
Material / Finishing	LM6 Aluminium MSP painting (optional)	LM6 Aluminium MSP painting (optional)
Luminaire mounting / Installation	Choice of 3 spigots: 32-48 mm / 48-62 mm / 76 mm Side entry: 32-48 mm / 48-62 mm Post top: 48-62 mm / 76 mm Tilt: 0° to +20° for Post Top and -20° to +20° for Side Entry with steps of 5°	Choice of 3 spigots: 32-48 mm / 48-62 mm / 76 mm Side entry: 32-48 mm / 48-62 mm Post top: 48-62 mm / 76 mm Tilt: 0° to +20° for Post Top and -20° to +20° for Side Entry with steps of 5°
Electrical connection / Cabling	3183Y cable (3x0.75 / 3x1.5 / 3x2.5), HO7RN cable (2x1.5 / 3x1.5 / 4x1.5 / 5x1.5) Length of cables: 4m, 5m, 6m, 8m, 10m, 12m, 15m, 18m	
Controls	D9 (DALI), D11/D12 (LineSwitch), D13 (AmpDimming), D18 (DynaDimmer L-tune), D24 (DynaDimmer with DALI unprogrammed), CLO, DDF1/2/3/27	
Photocell / Connectors	P1 (Nema Socket) / P1-7 (7 pins Nema) / SR Connector (from late 2017)	
Remote Light Management	CityTouch	
Maintenance	Philips Service Tag / Toolless maintenance of driver / Clip to open gear compartment	
Certification / Listing	CE / ENEC+ / 005 / ROHS / LM79 / LM80-TM21	

Medium – BGP762



Large – BGP763





UK
7 am - 7 pm
KM

Liverpool Street 23
DIESEL JOGG + JEANS
THE NEW HYBRID DENIM

MAX MUM cherr

